

Historic, Archive Document

Do not assume content reflects current scientific knowledge, policies, or practices.

62.37

c1947

LIBRARY
RECEIVED
JAN 10 1947
U S Department of Agriculture

...PRICE LIST...



WESTMINSTER, MARYLAND

Nursery Stock of Distinction



COMPLETE
LANDSCAPE DEPARTMENT



The above picture shows our office, where we invite you to visit us and inspect our 400 acres of growing stock and Greenhouses. You will find our propagating department very interesting. Many new and better types of plants are propagated for future landscape material.

Our growing stock is all sheared and root pruned, kept healthy and vigorous to insure that our customers receive only the best when ordering from us.

PRICE LIST

Established 1893



Phone 222

WESTMINSTER, MARYLAND

NURSERY STOCK OF DISTINCTION COMPLETE LANDSCAPE DEPARTMENT

GENERAL INFORMATION—

Please Read Carefully — It Will Help Us To Serve You Better

HOW TO ORDER. Please order early. Be sure to always write or print your name and address plainly. Give Post Office, County and State, and do this every time you write. List varieties and sizes of Nursery stock exactly as printed in the catalog. State how the goods are to be shipped, whether by mail, express or freight, and to what point goods are to be sent. Keep a correct copy of the order and check off the items when they arrive. Ladies will please oblige us by prefixing their names with "Miss" or "Mrs." as the case may be.

SUBSTITUTION. It is our custom, should the supply of a variety become exhausted, which occasionally occurs in all nurseries, to substitute in its stead a similar sort, properly labeled. If you prefer not to have us do this, write "No Substitution" on your order .

PACKING. All orders are packed with the utmost care and as lightly as possible, thereby reducing the expense of transportation to a minimum. All goods at prices quoted are packed free. Everything is labeled.

SHIPPING. We are located on the Western Maryland Railroad which has prompt connection with the Pennsylvania R. R., the Baltimore and Ohio R. R. and the Norfolk and Western R. R. Truck Transportation Companies and Through Bus Lines pass our office on regular schedules. Our shipping

season for spring begins about March 1st and continues until the last of June; our fall season begins about August 20th and continues until the ground is frozen, oft-times until after Christmas.

TRUCK DELIVERY. We can frequently make deliveries with our trucks by special arrangements.

SHIPMENTS BY PARCEL POST. Many of the smaller sized deciduous plants can be shipped to advantage by parcel post. Usually, plants should not be more than three feet in height for parcel post shipments.

TERMS. Payment should be made at time of ordering or before shipment, when ordered direct from the Nursery. If order is placed with one of our bonafide salesmen, payment should be made on delivery unless otherwise agreed. We prefer to make no shipment C. O. D., but will, when requested, ship in this way, provided twenty-five per cent of the amount of an order is sent with the order, with return charges added. Kindly remit by Postal Money Order, Registered Letter, Draft, Express Money Order or personal check. Please do not ask us to open accounts for less than \$10.00 orders. **Prices in this catalog cancel previous quotations.** We reserve the right to change prices without notice. No change or countermands of an order may be considered final without our written consent.

CLAIMS AND ADJUSTMENTS. Any error or omission on our part will be satisfactorily adjusted if notification is given within five days from receipt of goods. Damages in transit should be taken up immediately with your Express or Freight Agent; advise us at the same time which will help us to help you.

GUARANTEE. All stock is guaranteed to reach you in good condition. In most cases the success or failure of growth depends in a large degree on the care and treatment of the stock after it is received by the customer. Remember, a tree, shrub or plant is a living organism as much as any animal or person. It breathes, drinks and feeds and is liable to attacks of disease and insects; therefore, it is humanly impossible for us to guarantee growth or to be responsible for stock after it is delivered to our customers in good condition. The greatest care is exercised to keep our stock clean and true to name, and while we hold ourselves in readiness, on proper proof, to replace free of charge all trees, etc., that may prove otherwise, or refund the amount paid, we give no warranty, expressed or implied, as to description, quality, productiveness or any other matter of any Nursery stock, seeds, bulbs or plants we sell. A Maryland State Certificate of Inspection is attached to each shipment.

STOCK SPECIALLY SELECTED by the customers at the Nurseries will be charged for according to the value of the plant material chosen irrespective of list price.

Keep plants and trees watered well during dry seasons, cultivate the ground and keep all weeds hoed out. Give light feedings of well-rotted manure or fertilizer if needed, but do not overdo it.

OUR LOCATION. We are located on Route No. 140, adjoining Westminster, the County Seat of Carroll County, Maryland, and are twenty-eight miles Northwest of Baltimore, Md., and twenty-two miles south of Gettysburg, Penna. Look for our signs, or ask for the location of The Westminster Nurseries.

Western Union Telegraph, Westminster,
Maryland.

Long Distance Telephone, No. 222,
Westminster, Maryland

COMPLETE LANDSCAPE SERVICE

Our Landscape Department is complete and competent. No matter what your problems, write to us. We frequently give adequate landscaping advice by mail; but better still, make an appointment for one of our men to call on you and go over your requirements in person—if necessary, he will draw you an accurate plan which will enable you to easily visualize your particular planting, giving complete estimate of the cost.

This service is without obligation to you. The plans drawn by us are the property of the Westminster Nurseries until the client places with us his order for the plant material or work called for on the plan, after which the plan becomes the sole property of the client.

Special arrangements are made with those who are at very distant points from Westminster. Appointments can be made by your personal visit, by letter, or by telephone, "Westminster 222."

LARGE TREE MOVING

Our fleet of trucks, equipped with powerful motor-driven winches, make large tree moving easy and safe. The trees are dug in such a manner that the important roots are not the least disturbed or removed from the earth in which they were growing. The trees are quickly transported to their new location and continue to grow and live as if they had not been moved at all.

Our Large Tree Moving Department has grown to be one of our most important departments. Naturally, thorough knowledge and understanding of the work, coupled with modern equipment and competent men, account for the continued success of this department.

Let us give you our estimate on moving large Shade Trees, Evergreens, Boxwood, etc. Often a favorite tree outgrows its location; or immediate landscape effect might be desired—whatever the case, we can serve you satisfactorily at low cost.

LARGE TREES

We can supply large, developed trees in most of the standard varieties of Shade Trees, Evergreen and Fruit Trees. Let us give you our quotations on large trees.



EVERGREENS

Our experience proves to us that Evergreens handled this way (B&B) can be planted as soon as the frost leaves the ground in spring and up until the ground is frozen again in the fall or early winter.

When planting Evergreens, dig the hole eight to ten inches larger than the ball, and about one inch deeper; the burlap should be loosened and laid down in the hole or removed if possible to do so without breaking the soil from the roots. Step back and see if the plant is straight and placed to the best advantage in relation to other plants and surroundings. Now fill the hole almost full of soil, pack firmly, and then fill with water. After the water has soaked down, fill completely with soil and tramp it down until it is firm and level.

Our Evergreens are all carefully grown, well-spaced for symmetrical development, are root and top-pruned into shapely, compact plants. Most all Evergreens have to be sheared to develop into specimens, especially those used in foundation plantings.

PLEASE NOTE: Following the name of a variety the matured height in feet and inches is stated.

ABIES—The Firs

Abies concolor (White Fir) 75-100 ft.

Beautiful evergreen with large gray-green needles. Forms a symmetrical specimen.

	Each
2½ to 3 ft.....	6.60
3 to 4 ft.....	9.00
4 to 5 ft.....	13.00
5 to 6 ft.....	16.50
6 to 7 ft.....	20.00
7 to 8 ft.....	25.00

CEDRUS—The Cedars

Cedrus atlantica (Atlas Cedar) 60-80 ft.

Wide spreading branches, abundant cones, and bluish green foliage.

10 to 12 ft.....	50.00
16 to 18 ft.....	60.00
18 to 20 ft.....	80.00
22 to 24 ft.....	100.00

CHAMAECYPARIS—The Retinospora and Cypress.

Chamaecyparis lawsoniana alumni (Scarab-Cypress) 100-150 ft. Handsome columnar tree—foliage bluish metallic blue.

15 to 18 in.....	2.50
18 to 24 in.....	3.00
2 to 2½ ft.....	4.00
2½ to 3 ft.....	5.00
3 to 4 ft.....	6.00
4 to 5 ft.....	8.00
5 to 6 ft.....	10.00
6 to 7 ft.....	12.50

C. lawsoniana Triomphe de Boskoop

100-150 ft. Broadly columnar with handsome rich green foliage.

4 to 5 ft.....	7.75
5 to 6 ft.....	9.50

6 to 7 ft.....	11.50
7 to 8 ft.....	15.00

C. obtusa (Hinoki Cypress) 25-35 ft.
Broad, pyramidal with horizontal, lustrous dark green foliage.

18 to 24 in.....	3.10
2 to 3 ft.....	5.00
3 to 4 ft.....	7.00
4 to 5 ft.....	9.00
5 to 6 ft.....	15.00
6 to 7 ft.....	17.50
7 to 8 ft.....	25.00
8 to 10 ft.....	31.25
10 to 12 ft.....	50.00

C. obtusa crippii (Cripp's Golden Cypress) 8-10 ft. Slow growing with golden yellow foliage.

	Each
18 to 24 in.....	3.75
2 to 2½ ft.....	4.50
2½ to 3 ft.....	6.00
3 to 4 ft.....	7.50
4 to 5 ft.....	10.00
5 to 6 ft.....	12.75
6 to 7 ft.....	16.50

C. obtusa gracilis (Slender Hinoki Cypress) 12-15 ft. Dark, rich green foliage.

15 to 18 in.....	3.00
18 to 24 in.....	4.00
2 to 2½ ft.....	4.80
2½ to 3 ft.....	5.75
3 to 4 ft.....	8.00
4 to 5 ft.....	10.00

C. obtusa nana (Dwarf Hinoki Cypress) 2-3 ft. Dwarf and compact, foliage rich green.

10 to 12 in.....	4.00
12 to 15 in.....	4.80
15 to 18 in.....	5.75
18 to 24 in.....	7.00
2 to 2½ ft.....	8.50

C. pisifera aurea (Golden Sawara Retinospora) 25-35 ft. Foliage bright golden yellow.

2½ to 3 ft.....	6.00
3 to 4 ft.....	7.50
4 to 5 ft.....	9.00
5 to 6 ft.....	11.00
7 to 8 ft.....	18.75
8 to 10 ft.....	31.20

C. pisifera filifera (Thread Retinospora) 15-20 ft. Bright green foliage, long drooping branches.

2½ to 3 ft.....	4.00
3 to 4 ft.....	5.60
4 to 5 ft.....	9.00
5 to 6 ft.....	11.50

C. pisifera filifera aurea (Golden Thread Retinospora) 10-12 ft. Bright golden yellow-tipped branches.

18 to 24 in.....	3.50
2 to 2½ ft.....	5.00
2½ to 3 ft.....	7.00
3 to 4 ft.....	9.00
4 to 5 ft.....	11.00

C. pisifera plumosa (Plume Retinospora) 25-35 ft. Light green foliage, soft and feathery.

	Each
18 to 24 in.....	3.50
2 to 2½ ft.....	4.00
3 to 4 ft.....	5.50
4 to 5 ft.....	7.50
5 to 6 ft.....	10.00
6 to 7 ft.....	12.50
7 to 8 ft.....	15.00
8 to 10 ft.....	20.00

C. pisifera plumosa aurea (Goldenplume Retinospora) 25-35 ft. Bright golden yellow-tipped branches.

15 to 18 in.....	2.30
18 to 24 in.....	3.00
2 to 2½ ft.....	4.00
2½ to 3 ft.....	5.00
3 to 4 ft.....	6.50
4 to 5 ft.....	8.50
5 to 6 ft.....	10.50
6 to 7 ft.....	13.00
7 to 8 ft.....	16.00
8 to 10 ft.....	22.00
10 to 12 ft.....	30.00

C. pisifera squarrosa veitchi (Veitch's Moss Retinospora) 25-30 ft. Blue-gray, feathery, dense foliage.

15 to 18 in.....	2.20
18 to 24 in.....	3.00
2 to 2½ ft.....	4.50
2½ to 3 ft.....	6.00
3 to 4 ft.....	7.00
4 to 5 ft.....	8.50

CRYPTOMERIA

Cryptomeria japonica lobbii (Lobb Cryptomeria) 15-20 ft. Pyramidal; foliage bright and deep green, bronze in the winter.

5 to 6 ft.....	8.50
6 to 7 ft.....	11.00
18 to 20 ft.....	75.00

JUNIPERUS—The Junipers

Juniperus chinensis columnaris (pyramidalis) (Columnar Chinese Juniper) 15-20 ft. Grows rapidly, forming a tall, narrow column of gray-green foliage.

2½ to 3 ft.....	4.75
3 to 4 ft.....	5.50
4 to 5 ft.....	7.50
5 to 6 ft.....	9.00
6 to 7 ft.....	12.00

J. Chinensis columnaris viridis (Green Column Chinese Juniper) 15-20 ft. A light green form of the above.

	Each
3 to 4 ft.....	6.50
4 to 5 ft.....	8.00
5 to 6 ft.....	11.50

J. chinensis neaboriensis (Conical Chinese Juniper) 7-8 ft. Finely cut dark green foliage.

2½ to 3 ft.....	5.50
3 to 4 ft.....	7.50
4 to 5 ft.....	8.75

J. chinensis pfitzeriana (Pfitzer Juniper) 5-6 ft. Broad spreading habit, gray-green foliage.

12 to 15 in. spread.....	2.60
15 to 18 in. spread.....	3.20
18 to 24 in. spread.....	4.00
2 to 2½ ft. spread.....	4.75
2½ to 3 ft. spread.....	5.75
3 to 4 ft. spread.....	8.00
4 to 5 ft. spread.....	11.00
5 to 6 ft. spread.....	15.00
6 to 7 ft. spread.....	20.00
7 to 8 ft. spread.....	25.00

J. chinensis sargentii (Sargent Juniper) 2-3 ft. Prostrate in habit, bright green foliage.

12 to 15 in. spread.....	2.25
15 to 18 in. spread.....	3.00
18 to 24 in. spread.....	4.00
2 to 2½ ft. spread.....	7.00
3 to 4 ft. spread.....	10.00

J. communis depressa plumosa (Andorra or Purple Plumed Spreading Juniper) 5-6 ft. Low growing; silvery green foliage which turns to a rich purple in autumn.

12 to 15 in. spread.....	2.00
15 to 18 in. spread.....	2.80
18 to 24 in. spread.....	3.50
2 to 2½ ft. spread.....	4.50
2½ to 3 ft. spread.....	6.00
3 to 4 ft. spread.....	8.00

J. communis hibernica (Irish Juniper) 10-15 ft. Gray-green foliage; slender columnar tree.

15 to 18 in.....	2.00
18 to 24 in.....	2.75
2 to 2½ ft.....	3.40

	Each	3 to 4 ft.	6.75
		4 to 5 ft.	8.25
2½ to 3 ft.	3.75	5 to 6 ft.	10.00
3 to 4 ft.	4.25	6 to 8 ft.	13.50
4 to 5 ft.	5.50		
5 to 6 ft.	6.75		
J. excelsa stricta (Spiny Greek Juniper)			
4-5 ft. Compact; gray-green foliage.			
10 to 12 in.	1.50		
12 to 15 in.	2.50		
15 to 18 in.	3.50		
18 to 24 in.	4.50		
3 to 4 ft.	7.00		
J. sabina (Savin Juniper) 6-7 ft. Low spreading evergreen with rich, dark green foliage.			
15 to 18 in. spread	1.75		
18 to 24 in. spread	2.25		
2 to 2½ ft. spread	3.75		
2½ to 3 ft. spread	5.20		
J. sabina tamariscifolia (Tamarix Savin Juniper) 1½-2 ft. Blue-green creeping evergreen.			
12 to 15 in. spread	2.50		
15 to 18 in. spread	3.50		
18 to 24 in. spread	4.60		
2 to 2½ ft. spread	6.25		
2½ to 3 ft. spread	7.50		
3 to 4 ft. spread	8.50		
4 to 5 ft. spread	10.00		
J. squamata meyeri (Meyer Juniper) 3-4 ft. Dwarf grower, and iridescent color.			
12 to 15 in.	2.00		
15 to 18 in.	3.00		
18 to 24 in.	4.25		
2 to 2½ ft.	5.50		
2½ to 3 ft.	7.00		
J. virginiana (Redcedar) 30-50 ft. Tall and slender, with rich dark green foliage.			
3 to 4 ft.	4.00		
4 to 5 ft.	6.00		
5 to 6 ft.	8.00		
6 to 8 ft.	11.25		
8 to 10 ft.	13.00		
J. virginiana burki (Burk's Redcedar) 10-12 ft. Blue-green columnar shaped tree.			
18 to 24 in.	3.00		
2 to 2½ ft.	4.00		
2½ to 3 ft.	5.50		
		3 to 4 ft.	4.25
		4 to 5 ft.	5.50
		6 to 8 ft.	10.00
		8 to 10 ft.	11.00
		12 to 15 ft.	13.00
		18 to 24 in.	3.00
		2 to 2½ ft.	3.50
		2½ to 3 ft.	4.75
		3 to 4 ft.	6.75
		4 to 5 ft.	8.50
		5 to 6 ft.	11.00
J. virginiana glauca (Silver Redcedar) 15-20 ft. Silvery blue foliage.			
18 to 24 in.	3.00		
2 to 2½ ft.	3.50		
2½ to 3 ft.	4.50		
3 to 4 ft.	6.00		
4 to 5 ft.	8.00		
5 to 6 ft.	10.00		
J. virginiana globosa (Globe Redcedar) 4-5 ft. Dwarf and compact.			
12 to 15 in.	3.50		
15 to 18 in.	4.00		
18 to 24 in.	4.75		
2 to 2½ ft.	6.00		
2½ to 3 ft.	8.00		
3 to 4 ft.	9.50		
J. virginiana keteleeri (Keteleer Redcedar) 15-18 ft. Pyramidal evergreen, deep green foliage.			
18 to 24 in.	3.00		
2 to 3 ft.	4.25		
3 to 4 ft.	6.00		
J. virginiana kosteri (Koster Redcedar) 3-4 ft. Semi-dwarf spreading type with bluish green foliage.			
18 to 24 in. spread	3.25		
2 to 2½ ft. spread	4.25		
2½ to 3 ft. spread	5.50		
3 to 4 ft. spread	8.25		
4 to 5 ft. spread	9.75		
J. virginiana pendula (Weeping Redcedar) 25-30 ft. Upright evergreen with graceful drooping thread-like branches.			
2 to 3 ft.	4.25		
3 to 4 ft.	5.50		
4 to 5 ft.	7.50		

J. virginiana schotti (Schott Redcedar)
15-20 ft. Fresh green foliage.

Each

	Each
18 to 24 in.....	2.50
2 to 2½ ft.....	3.00
2½ to 3 ft.....	3.75
3 to 4 ft.....	5.50
4 to 5 ft.....	7.50
5 to 6 ft.....	10.00
6 to 8 ft.....	13.50
8 to 10 ft.....	21.00

18 to 24 in.....	3.00
2 to 3 ft.....	4.50
3 to 4 ft.....	6.00
4 to 5 ft.....	7.25
5 to 6 ft.....	9.75
6 to 7 ft.....	15.00

PICEA—The Spruces

Picea canadensis (alba) (White Spruce) 50-60 ft. Compact specimen, densely clothed in silvery green needles.

15 to 18 in.....	2.00
18 to 24 in.....	3.00
2 to 2½ ft.....	3.75
2½ to 3 ft.....	5.00
3 to 4 ft.....	6.25
4 to 5 ft.....	8.50
5 to 6 ft.....	12.00

P. pungens glauca (Blue Colorado Spruce) 60-80 ft. Distinctly gray-blue foliage.

12 to 15 in.....	2.50
15 to 18 in.....	3.75
18 to 24 in.....	4.75
2 to 2½ ft.....	6.00
2½ to 3 ft.....	7.25
3 to 4 ft.....	9.00
4 to 5 ft.....	11.25
6 to 7 ft.....	15.00
7 to 8 ft.....	18.50

P. pungens kosteri (Koster Blue Spruce) 60-80 ft. Beautiful steel-blue foliage; an excellent specimen tree.

2 to 2½ ft.....	8.50
2½ to 3 ft.....	10.75
3 to 4 ft.....	14.50
4 to 5 ft.....	18.00
5 to 6 ft.....	25.00
6 to 7 ft.....	35.00

P. excelsa (Norway Spruce) 80-100 ft. Rapid grower; dark green foliage.

15 to 18 in.....	2.00
18 to 24 in.....	3.00
2 to 2½ ft.....	3.50
2½ to 3 ft.....	4.00
3 to 4 ft.....	5.00
4 to 5 ft.....	6.50
5 to 6 ft.....	8.25
6 to 7 ft.....	11.00
7 to 8 ft.....	15.00
8 to 10 ft.....	20.00
10 to 12 ft.....	35.00
12 to 14 ft.....	45.00
14 to 16 ft.....	50.00 to 100.00

(According to specimens)

Larger sizes priced on request.

P. excelsa nidiformis (Nest-shaped dwarf spruce) very dwarf, dense form and closely branched in tight layers. Grows slowly ¾ to 1¼ inch yearly.

5 to 6 in.....	1.50
6 to 8 in.....	2.00
8 to 10 in.....	3.50
10 to 12 in.....	4.75
12 to 15 in.....	7.00

P. pungens (Colorado Spruce) 60-80 ft. Foliage green to blue-green.

PINUS—The Pines

Pinus montana mughus (Mugho Pine) 4-5 ft. Slow growing, very hardy, compact and neat in habit.

10 to 12 in. spread.....	1.75
12 to 15 in. spread.....	2.50
15 to 18 in. spread.....	3.75
18 to 24 in. spread.....	4.50
2 to 2½ ft. spread.....	6.00
2½ to 3 ft. spread.....	8.50
3 to 3½ ft. spread.....	9.75
3½ to 4 ft. spread.....	15.00
4 to 5 ft. spread.....	21.00

P. nigra (Austrian Pine) 60-70 ft. A stately pine; vigorous and rapid grower.

2 to 3 ft.....	4.50
3 to 4 ft.....	6.25
4 to 5 ft.....	8.75
5 to 6 ft.....	11.75
6 to 7 ft.....	15.60
7 to 8 ft.....	20.00

P. strobus (White Pine) 80-100 ft. Soft, feathery bluish green foliage.

	Each
2 to 3 ft.....	4.00
3 to 4 ft.....	5.25
4 to 5 ft.....	7.00
5 to 6 ft.....	10.00
6 to 8 ft.....	15.50
8 to 10 ft.....	23.00

P. sylvestris (Scotch Pine) 30-40 ft. Rapid grower, silvery foliage.

3 to 4 ft.....	5.00
4 to 5 ft.....	7.50
5 to 6 ft.....	10.00
6 to 8 ft.....	14.75
8 to 10 ft.....	20.00
10 to 12 ft.....	30.00

PSEUDOTSUGA

Pseudotsuga douglasi (Douglas Fir) 70-80 ft. Symmetrical with gray-green foliage.

18 to 24 in.....	3.00
2 to 3 ft.....	4.50
3 to 4 ft.....	6.00
4 to 5 ft.....	7.50
5 to 6 ft.....	8.75
6 to 7 ft.....	11.00
7 to 8 ft.....	15.00
8 to 10 ft.....	20.00

TAXUS—The Yews

Taxus baccata repandens (Spreading English yew) 2-3 ft. Excellent for low plantings or large rock gardens.

12 to 15 in. spread.....	3.50
15 to 18 in. spread.....	4.25
18 to 24 in. spread.....	5.40

T. cuspidata (Spreading Yew) 10-15 ft. Compact, spreading evergreen with rich, dark green foliage and red berries.

10 to 12 in. spread.....	2.20
12 to 15 in. spread.....	2.75
15 to 18 in. spread.....	3.75
18 to 24 in. spread.....	4.80
2 to 2½ ft. spread.....	6.75
2½ to 3 ft. spread.....	10.50
3 to 3½ ft. spread.....	17.00
3½ to 4 ft. spread.....	20.00
4 to 5 ft. spread.....	27.50
5 to 6 ft. spread.....	40.00

T. cuspidata capitata (Upright Yew) 25-40 ft. Upright growing, or pyramidal form of the Yew.

	Each
12 to 15 in.....	3.00
15 to 18 in.....	4.25
18 to 24 in.....	5.25
2 to 2½ ft.....	7.50
2½ to 3 ft.....	8.50
3 to 3½ ft.....	10.25
3½ to 4 ft.....	13.50
4 to 5 ft.....	20.00
5 to 6 ft.....	27.50

T. cuspidata nana (brevifolia) (Dwarf Yew) 2-3 ft. A dwarf variety, dark green compact foliage.

6 to 8 in.....	2.00
8 to 12 in.....	3.10
12 to 15 in.....	4.35
15 to 18 in.....	6.00
21 to 24 in.....	10.00
2 to 2½ ft.....	12.50
2½ to 3 ft.....	15.00
3 to 4 ft.....	20.00

T. erecta overienderi 10-15 ft. This is a fine compact, upright Yew that resembles the Irish in appearance but is more hardy.

10 to 12 in.....	2.75
12 to 15 in.....	3.50
15 to 18 in.....	4.25
18 to 24 in.....	5.50
2 to 2½ ft.....	7.00

T. intermedia (Hybrid Yew) 12-15 ft. An upright growing variety with rich, dark green foliage.

8 to 10 in.....	1.75
10 to 12 in.....	2.50
12 to 15 in.....	3.50
15 to 18 in.....	4.25
18 to 24 in.....	6.25
2½ to 3 ft.....	10.00
3 to 4 ft.....	15.00

T. media hatfieldi (Hatfield Yew) 12-15 ft. Compact and cone shaped with dark, rich green foliage.

12 to 15 in.....	3.00
15 to 18 in.....	4.00
18 to 24 in.....	5.25
2 to 2½ ft.....	7.00
2½ to 3 ft.....	8.25

T. media hicksi (Hicks Yew) 10-15 ft. Distinctly columnar form with upright branches.

	Each
12 to 15 in.....	2.75
15 to 18 in.....	3.90
18 to 24 in.....	4.50
2 to 2½ ft.....	5.75
2½ to 3 ft.....	7.50
3 to 4 ft.....	14.00
4 to 5 ft.....	17.50

THUJA—The Arborvitae

Thuja occidentalis (American Arborvitae) 20-30 ft. Upright flat-leaved evergreen; bronzy winter coloring.

18 to 24 in.....	1.85
2 to 3 ft.....	2.75
3 to 4 ft.....	4.00
4 to 5 ft.....	5.50
5 to 6 ft.....	7.00
6 to 8 ft.....	8.50
8 to 10 ft.....	15.00
10 to 12 ft.....	18.75

T. occidentalis columbia (Columbia Arborvitae). Dull green foliage, slightly gold tipped.

2½ to 3 ft.....	4.00
3 to 4 ft.....	4.75
4 to 5 ft.....	5.25
5 to 6 ft.....	6.25
6 to 7 ft.....	8.25

T. occidentalis compacta (Parson's Arborvitae) 2½-4 ft. A dwarf, ball shaped form, with light foliage; much used in foundation plantings.

10 to 12 in.....	2.50
12 to 15 in.....	3.25

T. occidentalis globosa (Globe Arborvitae) 3-4 ft. Small, dwarf evergreen with globe shaped outline.

8 to 12 in.....	1.40
12 to 15 in.....	2.25
15 to 18 in.....	3.00
18 to 24 in.....	3.75
2 to 2½ ft.....	4.35
2½ to 3 ft.....	5.50
3 to 3½ ft.....	7.00
3½ to 4 ft.....	8.75

T. occidentalis hoveyi (Hovey Arborvitae) 4-5 ft. Oval in outline, nearly as broad as high, of fresh light green color which is sometimes slightly golden.

	Each
15 to 18 in.....	2.00
18 to 24 in.....	2.75
2 to 2½ ft.....	3.75
2½ to 3 ft.....	4.50
3 to 4 ft.....	5.75
4 to 5 ft.....	7.50

T. occidentalis Little Gem (Little Gem Arborvitae) 1½-2 ft. Dwarf, compact habit; slow growing.

6 to 8 in.....	1.40
8 to 10 in.....	2.00
10 to 12 in.....	2.75
12 to 15 in.....	3.50
15 to 18 in.....	4.50

T. occidentalis lutea (George Peabody Arborvitae) 10-15 ft. Broad pyramid; golden yellow foliage.

15 to 18 in.....	1.50
18 to 24 in.....	2.00
2 to 2½ ft.....	3.00
2½ to 3 ft.....	3.50
3 to 4 ft.....	4.25
4 to 5 ft.....	5.50
5 to 6 ft.....	6.75
6 to 7 ft.....	8.25
7 to 8 ft.....	10.50
8 to 10 ft.....	15.00
10 to 12 ft.....	18.75

T. occidentalis pyramidalis (Pyramidal Arborvitae) 15-30 ft. Glossy, dark green foliage. One of the best arborvitae.

15 to 18 in.....	1.25
18 to 24 in.....	1.75
2 to 2½ ft.....	2.50
2½ to 3 ft.....	3.25
3 to 4 ft.....	4.25
4 to 5 ft.....	5.50
5 to 6 ft.....	6.75
6 to 7 ft.....	8.25
7 to 8 ft.....	9.75
8 to 9 ft.....	12.00
9 to 10 ft.....	15.00
10 to 12 ft.....	17.50
12 to 14 ft.....	25.00

T. occidentalis rosenhali (Rosenthal Arborvitae) 12-15 ft. Slow growing upright evergreen, lustrous bright green foliage.

	Each
2 to 2½ ft.	3.00
2½ to 3 ft.	3.50
3 to 4 ft.	4.75
4 to 5 ft.	7.00
5 to 6 ft.	8.50

T. occidentalis wareana (Siberian arborvitae) 12-15 ft. Pyramidal variety with shiny blue-green foliage.

15 to 18 in.	2.00
18 to 24 in.	2.50
2 to 2½ ft.	2.85
2½ to 3 ft.	4.25
3 to 4 ft.	5.75
4 to 5 ft.	8.25
5 to 6 ft.	9.75

T. orientalis (Biota) (Orientalis or Chinese Arborvitae) 12-15 ft. Column shaped, light green foliage.

18 to 24 in.	2.75
2 to 2½ ft.	3.40
2½ to 3 ft.	4.25
3 to 4 ft.	5.00
4 to 5 ft.	6.50
5 to 6 ft.	8.00
6 to 7 ft.	9.50

T. orientalis aurea nana (Biota) (Berckman's Golden Arborvitae) 3-5 ft. Compact, warm golden foliage.

10 to 12 in.	1.50
12 to 15 in.	2.00
15 to 18 in.	2.75
18 to 24 in.	3.75
2 to 2½ ft.	5.00
2½ to 3 ft.	6.25

T. orientalis elegantissima (Biota) (Yellow Column Arborvitae) 9-12 ft. A bushy tree covered in the spring with gold tipped branches.

18 to 24 in.	2.85
2½ to 3 ft.	3.25
3 to 4 ft.	4.25
4 to 5 ft.	5.90
5 to 6 ft.	8.00
6 to 7 ft.	10.00
7 to 8 ft.	12.50
8 to 10 ft.	17.50
10 to 12 ft.	22.00
12 to 14 ft.	27.50

T. plicata atrovirens (lobbi) (Giant Arborvitae) 50-75 ft. Dark green foliage.

	Each
6 to 7 ft.	8.50
7 to 8 ft.	10.50
8 to 10 ft.	15.00

TSUGA—The Hemlocks

Tsuga canadensis (Canada Hemlock) 75-90 ft. Very graceful and perfectly at home in the coldest or shadiest exposures. Stands pruning well.

18 to 24 in.	2.85
2 to 2½ ft.	3.75
2½ to 3 ft.	4.50
3 to 4 ft.	6.75
4 to 5 ft.	8.50
5 to 6 ft.	10.25
6 to 7 ft.	13.75

Larger sizes quoted on application.

T. canadensis microphylla (Dwarf Canadian Hemlock) 20-30 ft. Slow growing with tiny, glossy green leaves.

3 to 4 ft.	9.35
6 to 7 ft.	17.50

T. canadensis pendula sargentii (Sargent Weeping Hemlock) 6-8 ft. Heavily foliaged and slow growing. Spreading habit.

2 to 2½ ft.	7.25
4 to 5 ft.	12.50

EVERGREEN SHRUBS ABELIA

Abelia grandiflora (Glossy Abelia) 3-5 ft. Bright shiny foliage. Pale pink and white blossoms throughout the summer months.

12 to 15 in.	1.25
15 to 18 in.	1.60
18 to 24 in.	2.50
2 to 3 ft.	3.40
3 to 4 ft.	4.25

AZALEAS

For Deciduous Azaleas see page 19
Azalea Amoena, 4-6 ft. Rosy Purple.

8 to 10 in.	1.25
10 to 12 in.	1.75
12 to 15 in.	2.50

A. Coral Bells, 3-4 ft. Shell Pink—darker centers.

	Each
6 to 8 in.....	1.50
8 to 10 in.....	2.25
10 to 12 in.....	3.25
12 to 15 in.....	4.00

A. Hinodegiri 3-4 ft. Vivid carmine red.

6 to 8 in.....	1.25
8 to 10 in.....	1.75
10 to 12 in.....	2.50
12 to 15 in.....	3.25
15 to 18 in.....	4.50
18 to 20 in.....	5.25

A. Hinomayo. 3-4 ft. Beautiful clear pink.

6 to 8 in.....	1.25
8 to 10 in.....	1.75
10 to 12 in.....	2.50
12 to 15 in.....	3.25
15 to 18 in.....	4.50

A. Indica alba. White, 3-4 ft.

6 to 8 in.....	1.25
8 to 10 in.....	1.75
10 to 12 in.....	2.50
12 to 15 in.....	3.25
15 to 18 in.....	4.50

A. Maxwelli, 3-4 ft. Large carmine red flowers.

6 to 8 in.....	1.25
8 to 10 in.....	1.75
10 to 12 in.....	2.75
12 to 15 in.....	3.50
15 to 18 in.....	4.00

A. Pink Pearl, 3-4 ft. Salmon-rose flowers. Lighter in center.

6 to 8 in.....	1.25
8 to 10 in.....	1.75
10 to 12 in.....	2.75
12 to 15 in.....	3.50

A. Snow, 3-4 ft. Pure white, large flowers, leaves glossy green. One of the best whites.

6 to 8 in.....	1.35
8 to 10 in.....	1.85
10 to 12 in.....	2.85
12 to 15 in.....	3.60

BERBERIS—Barberry

Berberis chenaulti (Chenault's Barberry) 3-4 ft. Excellent for low edging or hedges. Evergreen holly-shaped leaves, yellow blossoms.

	Each
10 to 12 in.....	1.75
12 to 15 in.....	2.60
15 to 18 in.....	3.85
18 to 24 in.....	5.25
2 to 2½ ft.....	7.00
2½ to 3 ft.....	8.25
3 to 3½ ft.....	9.50

B. julianae (Wintergreen Barberry) 5-6 ft. Erect plant with compact growth. Yellow blooms, grayish blue berries.

12 to 15 in.....	2.25
15 to 18 in.....	2.60
18 to 24 in.....	3.25
2 to 2½ ft.....	4.50
2½ to 3 ft.....	5.40
3 to 4 ft.....	6.60
4 to 5 ft.....	10.00

BUXUS—Boxwood

Buxus sempervirens (Common American Boxwood) 10-12 ft. Faster grower than the English boxwood. Excellent for hedges.

6 to 8 in.....	.75
8 to 10 in.....	1.25
10 to 12 in.....	1.50
12 to 15 in.....	1.85
15 to 18 in.....	2.50
18 to 24 in.....	4.00
2 to 2½ ft.....	5.35
2½ to 3 ft.....	8.50
3 to 3½ ft.....	16.00

B. sempervirens suffruticosa (Truedwarf or English Boxwood) 5-8 ft. Excellent for edging purposes.

6 to 8 in.....	1.15
8 to 10 in.....	1.40
10 to 12 in.....	2.00
12 to 15 in.....	3.75
15 to 18 in.....	5.75
18 to 21 in.....	10.00
21 to 24 in.....	13.50

Quotations on larger sizes of Boxwood given on application.

COTONEASTER

Cotoneaster divaricata (Spreading Cotoneaster) 5-6 ft. Delicate pink flowers and bright red berries.

12 to 15 in.....	1.00
15 to 18 in.....	1.50

	Each
18 to 24 in.	2.00
2 to 3 ft.	2.50
3 to 4 ft.	3.40
4 to 5 ft.	5.25
5 to 6 ft.	7.00

C. francheti (Franchet Cotoneaster)
5-7 ft. Leaves are dark green; bright orange-red berries and pinkish white flowers.

2 to 3 ft.	2.75
3 to 4 ft.	4.00
4 to 5 ft.	5.50
5 to 6 ft.	6.25
6 to 7 ft.	9.50

C. horizontalis (Rock Cotoneaster) 2-3 ft.
Half-evergreen with tiny leaves on the branches.

5 in. pots, 10-12 in.	1.75
6 in. pots, 12-15 in.	2.00
7 in. pots, 15-18 in.	2.75

EUONYMUS

Euonymus radicans (Wintercreeper) 12-16 ft. An excellent ground cover.

12 to 15 in.95
15 to 18 in.	1.25
18 to 24 in.	1.60

E. radicans acutus (Sharpleaf Wintercreeper) 6-12 ft. Long, narrow, white-veined leaves, purplish underneath.

15 to 18 in.	1.00
-------------------	------

E. radicans colorata (Redleaved Wintercreeper) 6-12 ft. Long, narrow, reddish purple leaves.

15 to 18 in.	1.00
-------------------	------

E. radicans minimus (kewensis) (Baby Wintercreeper) 2-3 ft. Tiny evergreen leaves penciled in gray.

2 yr. No. 1	1.00
------------------	------

ILEX—Holly

Ilex crenata (Japanese Holly) 10-12 ft.
Glossy, dark green, box-like leaves and black berries.

9 to 12 in.	1.75
12 to 15 in.	2.50
15 to 18 in.	3.10
18 to 24 in.	4.25
2 to 3 ft.	5.50

I. glabra (Inkberry) 6-7 ft.
Tall with upright slender branches, dark green foliage above, light green beneath; fruit black, flowers in June, fruit late in Autumn remaining during winter.

	Each
12 to 15 in.	1.85
15 to 18 in.	2.50
18 to 24 in.	3.75
2 to 3 ft.	5.00

I. opaca (American Holly) 30-50 ft.
The well known native Holly, glistening evergreen foliage, red berries.

12 to 15 in.	2.00
15 to 18 in.	2.75
18 to 24 in.	4.00
2 to 3 ft.	6.00
3 to 4 ft.	6.75
4 to 5 ft.	12.00
5 to 6 ft.	15.00

Larger sizes quoted on application.

KALMIA

Kalmia latifolia (Mountain-laurel) 6-10 ft.
Leaves are rich, glossy green, Rose-white flowers in May and June.

12 to 15 in.	2.25
15 to 18 in.	2.85
18 to 24 in.	3.75
2 to 2½ ft.	5.00
2½ to 3 ft.	7.00

LEUCOTHOE

Leucothoe catesbaei (Drooping Leucothoe) 3-4 ft. Shiny green foliage, creamy white blossoms.

10 to 12 in.	1.50
12 to 15 in.	2.25
15 to 18 in.	3.00
18 to 24 in.	3.75
2 to 3 ft.	5.00

MAHONIA—Hollygrape

Mahonia aquifolium (Oregon Hollygrape) 4-5 ft. Shiny green leaves turn scarlet in autumn. Yellow blooms, blue berries.

12 to 15 in.	1.75
15 to 18 in.	2.50
18 to 24 in.	3.50
2 to 2½ ft.	4.75
2½ to 3 ft.	6.50

PACHYSANDRA

Pachysandra terminalis (Japanese Spurge) 8-10 in. The wonder ground cover, medium sized evergreen leaves. Likes shade.

	Per 10
Pot grown 2¼ in. pots	2.00
Pot grown 3 in. pots	3.00

PIERIS—Andromeda

Pieris floribunda (Mountain Andromeda)
3-4 ft. Small dark green leaves, panicles
of white flowers.

	Each
12 to 15 in.....	2.65
15 to 18 in.....	3.25
18 to 24 in.....	4.75
2 to 2½ ft.....	6.75

P. japonica (Japanese Andromeda) 5-6 ft.
Thick, shiny leaves, turning bronze in
winter, white blossoms in early spring.

8 to 10 in.....	2.20
10 to 12 in.....	2.75
12 to 15 in.....	3.25
15 to 18 in.....	4.00
18 to 24 in.....	4.75
2 to 2½ ft.....	7.00

PYRACANTHA—Firethorn

Pyracantha coccinea lalandi (Laland Fire-
thorn) 10-15 ft. Dark green leaves,
small white flowers. Gorgeous clusters
of orange-red berries in late summer.

10 to 12 in. pot grown	1.50
12 to 15 in. field grown	2.00
15 to 18 in. field grown	2.50
18 to 24 in. field grown	3.75
2 to 3 ft. field grown	5.00
3 to 4 ft. field grown	7.00

RHODODENDRON

Rhododendron carolinianum (Carolina Rho-
dodendron) 4-6 ft. Bright pink flowers
in May and June.

15 to 18 in.....	3.75
18 to 24 in.....	4.50
2 to 2½ ft.....	5.75

Larger sizes quoted on application.

R. catawbiense (Catawba Rhododendron)
6-9 ft. Rosy purple blooms in May or
June.

12 to 15 in.....	2.50
15 to 18 in.....	3.75
18 to 24 in.....	5.00
2 to 2½ ft.....	6.50
2½ to 3 ft.....	7.75
3 to 4 ft.....	8.50

Larger sizes quoted on application.

R. maximum (Rosebay Rhododendron)
8-12 ft. White to rose-tinted blooms in
May and June.

	Each
12 to 15 in.....	2.25
15 to 18 in.....	3.25
18 to 24 in.....	4.40
2 to 2½ ft.....	5.00
2½ to 3 ft.....	6.25
3 to 4 ft.....	8.00
4 to 5 ft.....	10.50

Larger sizes quoted on application.

HYBRID RHODODENDRON 3-8 FT.

Rhododendron albus elegans—Blush-pink
Rhododendron American—Bright red
Rhododendron catawbiense grandiflora—
Rosy-purple.

Rhododendron Dr. Dresselhuys—Bright red
Rhododendron Old Port—Deep red
Rhododendron President Lincoln—Red

Rhododendron roseum elegans—Rich pink
All of the above Hybrid Rhododendron
are priced as follows:

12 to 15 in.....	3.00
15 to 18 in.....	4.50
18 to 24 in.....	6.00
2 to 2½ ft.....	7.75
2½ to 3 ft.....	10.00

VINCA—PERIWINKLE

Vinca minor (Common Periwinkle or
Myrtle) 6-8 in. Glossy foliage and bright
blue flowers. Superb as a ground cover.

	Each	Per 10
3 in. pots30	2.75

**DECIDUOUS ORNAMENTAL AND
SHADE TREES**

ACER—The Maples

Acer dasycarpum (Silver Maple) 60-80 ft.
Foliage light green, silvery underneath.
Hardy and fast grower.

	Each
3 to 4 ft.....	1.25
4 to 5 ft.....	1.60
5 to 6 ft.....	2.50
6 to 8 ft.....	3.50
8 to 10 ft.....	4.35

A. palmatum atropurpureum (Bloodleaf
Japanese Maple) 6-8 ft. Dwarf tree with
rich purple red leaves all summer.

12 to 15 in. B&B	2.50
15 to 18 in. B&B	3.25
18 to 24 in. B&B	4.50

A. platanoides (Norway Maple) 50-75 ft.
Spreading head and broad, dark green foliage.

Each

6 to 8 ft.....	3.50
8 to 10 ft. 1¼ to 1½ in. cal.	4.75
10 to 12 ft. 1½ to 1¾ in. cal.	5.85
10 to 12 ft. 1¾ to 2 in. cal.	6.50
12 to 14 ft. 2 to 2¼ in. cal.	7.25
2¼ to 2½ in. cal.	11.00
2½ to 3 in. cal.	13.75
3 to 3½ in. cal.	17.50
3½ to 4 in. cal.	21.00

5 to 6 ft.	2.75
6 to 8 ft.	3.50
8 to 10 ft.	4.75
10 to 12 ft. 1½ to 2 in. cal.	6.50
12 to 14 ft. 2 to 2½ in. cal.	10.00
12 to 14 ft. 2½ to 3 in. cal.	15.00

Prices on larger specimens quoted on Application

2 to 3 ft.	1.50
3 to 4 ft.	2.00
4 to 5 ft.	2.75
5 to 6 ft.	3.50

A. platanoides ascendens (Pyramidal Norway Maple) 50-60 ft. New valuable Maple having a narrow upright habit of growth. It has a distinct Norway Maple foliage.

6 to 8 ft. 4.50

A. platanoides schwedleri (Schwedler Maple) 50-70 ft. Similar to Norway Maple with purplish red leaves in spring, changing to bronze in summer.

6 to 8 ft. 4.25
8 to 10 ft. 6.50
10 to 12 ft. 7.75

A. pseudoplatanus (Sycamore Maple) 50-75 ft. Spreading habit, vigorous growing tree, suitable for exposed locations.

8 to 10 ft. 6.50
10 to 12 ft. 8.00

A. rubrum (Red or Scarlet Maple) 60-80 ft. Tall spreading tree, clusters of reddish flowers in spring, brilliant foliage in the fall.

5 to 6 ft. 3.00
6 to 8 ft. 4.00
8 to 10 ft. 1¼ to 1½ in. cal. 5.75
8 to 10 ft. 1½ to 2 in. cal. 7.50
10 to 12 ft. 2 to 2½ in. cal. 10.50

A. saccharum (Sugar Maple) 50-75 ft. Ideal for lawns, street or drives. Has gorgeous autumnal coloring.

AMYGDALUS

Amygdalus persica rosea (Pink Flowering Peach) 10-12 ft. Double flowering form. Blooms appear before the leaves in early spring.

2 to 3 ft.	1.50
3 to 4 ft.	2.00
4 to 5 ft.	2.75
5 to 6 ft.	3.50

A. persica rubra (Red flowering Peach) 10-12 ft. Double flowering form. Blooms appear before the leaves in early spring.

2 to 3 ft.	1.50
3 to 4 ft.	2.00
4 to 5 ft.	2.75
5 to 6 ft.	3.50

A. persica rubra pendula (Red flowering weeping peach) 8-10 ft. Similar to red flowering peach except branches weep gracefully from head.

3 to 4 ft.	3.00
4 to 5 ft.	4.25

BETULA—The Birches

Betula alba (European White Birch) 30-50 ft. Spray-like branches and silvery white bark.

5 to 6 ft.	2.50
6 to 8 ft.	3.50
8 to 10 ft.	5.75
10 to 12 ft.	8.00
12 to 14 ft.	11.00
14 to 16 ft.	15.00

B. papyrifera (Paper or Canoe Birch) 50-75 ft. Large leaved with white bark and open head.

5 to 6 ft.	2.00
6 to 8 ft.	3.25
8 to 10 ft.	5.00
10 to 12 ft. 1½ to 1¾ in. cal.	7.50
1¼ to 2 in. cal.	9.75
2 to 2½ in. cal.	11.50
2½ to 3 in. cal.	16.00
3 to 3½ in. cal.	20.00

B. pendula gracillis (Cutleaf Weeping Birch) 30-40 ft. Graceful and picturesque tree. Vigorous grower.

	Each
6 to 8 ft. B&B	6.50
8 to 10 ft. B&B	8.75
10 to 12 ft. B&B	12.50
12 to 14 ft. B&B	17.50
14 to 16 ft. B&B	25.00

CERCIDIPHYLLUM

Cercidiphyllum japonicum (Katsuratree) 30-50 ft. Leaves are heart shaped and purple-tinged in spring and a rich warm golden in autumn.

10 to 12 ft. B&B	18.75
12 to 14 ft. B&B	31.20
14 to 16 ft. B&B	45.00

CERCIS

Cercis canadensis (American Redbud or Judas tree) 20-25 ft. Reddish purplish flowers in early spring.

3 to 4 ft. B&B	1.75
4 to 5 ft. B&B	3.40
5 to 6 ft. B&B	5.00
6 to 8 ft. B&B	7.25
8 to 10 ft. B&B	11.00
10 to 12 ft. B&B	18.50
12 to 14 ft. B&B	25.00
14 to 16 ft. B&B	35.00

C. canadensis alba (American Whitebud) 20-25 ft. Very rare. Beautiful pure white flowering variety of the American Redbud.

4 to 5 ft. B&B	5.75
5 to 6 ft. B&B	8.00

C. chinensis (Chinese Redbud) 12-15 ft. Compact tree with large, deep pink blossoms in early spring.

18 to 24 in. B&B	2.50
2 to 3 ft. B&B	3.25
3 to 4 ft. B&B	4.75
4 to 5 ft. B&B	6.50

CLADRASTIS

Cladrastis lutea (Yellowwood) 30-40 ft. A handsome graceful tree with long panicles of fragrant white blossoms.

2 to 3 ft. B&B	4.00
3 to 4 ft. B&B	5.50
4 to 5 ft. B&B	7.00

CORNUS—The Dogwoods

Cornus florida (Whiteflowering Dogwood) 15 to 25 ft. White blossoms in early spring before leaves appear. Brilliant scarlet berries mingle cheerfully with rich coloring of the leaves.

	Each
3 to 4 ft. B&B	3.00
4 to 5 ft. B&B	4.25
5 to 6 ft. B&B	5.75
6 to 8 ft. B&B	9.00
8 to 10 ft. B&B	14.50
10 to 12 ft. B&B	20.00

C. florida rubra (Pinkflowering Dogwood) 15-20 ft. Lovely pink flowers in the spring.

2 to 3 ft. B&B	3.25
3 to 4 ft. B&B	4.85
4 to 5 ft. B&B	6.90
5 to 6 ft. B&B	9.75
6 to 8 ft. B&B	13.50

C. kousa (Kousa Dogwood) 16-18 ft. Creamy white flowers after foliage appears in early spring.

5 to 6 ft. B&B	7.25
6 to 8 ft. B&B	9.00
8 to 10 ft. B&B	13.50
10 to 12 ft. B&B	20.00
12 to 14 ft. B&B	27.50

CRATAEGUS—The Hawthorn

Crataegus Cordata (Washington Hawthorn) 12-15 ft. Large brilliant red berries. Brilliant autumn foliage.

5 to 6 ft. B&B	6.00
6 to 8 ft. B&B	8.50

C. oxycantha pauli (Paul's Scarlet Thorn) 12-15 ft. Double brilliant red flowers.

5 to 6 ft. B&B	6.75
6 to 8 ft. B&B	8.00
8 to 10 ft. B&B	13.50
10 to 12 ft. B&B	19.00
12 to 14 ft. B&B	25.00

DIOSPYROS

Diospyros virginiana (Common Persimmon) 40-50 ft. A handsome tree, has white flowers, and edible fruit.

10 to 12 ft.	8.50
12 to 14 ft.	11.00
14 to 16 ft.	15.00

FAGUS—The Beech

Fagus americana (American Beech)

80-100 ft. Clean, smooth, gray bark. In autumn the foliage is brilliant golden yellow.

	Each
5 to 6 ft. B&B	9.75
6 to 8 ft. B&B	13.25
8 to 10 ft. B&B	16.50
10 to 12 ft. B&B	20.00

FRAXINUS—The Ash

Fraxinus americana (alba) (White Ash)

80-100 ft. Beautiful autumnal coloring of golden tones.

8 to 10 ft. 1¼ to 1½ in. cal.	5.00
10 to 12 ft. 1½ to 2 in. cal.	8.25
12 to 14 ft. 2 to 2½ in. cal.	11.00
12 to 14 ft. 2½ to 3 in. cal.	13.50
14 to 16 ft. 3 to 3½ in. cal.	17.00

GINKGO

Ginkgo biloba (Maidenhair-tree) 75-100 ft. Leaves shaped like maiden-hair fern. Irregular habit of growth.

3 to 4 ft.	2.85
4 to 5 ft.	5.00
5 to 6 ft.	6.50
6 to 8 ft.	7.75

GLEDITSIA

Gleditsia triacanthos inermis (Thornless Honeylocust) 60-70 ft. Thornless tree fragrant, white flowers in May.

8 to 10 ft.	5.50
10 to 12 ft.	7.75

GYMNOCLADUS

Gymnocladus dioica (Kentucky coffeetree) 50-70 ft. A picturesque tree with gnarled branches; light, blue-green foliage and inconspicuous but delightfully fragrant flowers; slow growing.

6 to 8 ft.	5.00
8 to 10 ft.	6.50
10 to 12 ft.	8.75

JUGLANS

Juglans nigra (Black Walnut) 80-100 ft.

Tall, erect native tree, edible fruit.

6 to 8 ft.	3.00
8 to 10 ft.	5.25

J. regia (English Walnut) 60-100 ft.

Tall, hardy and producing the delicious, edible English walnuts.

	Each
2 to 3 ft.	2.25
3 to 4 ft.	2.85
4 to 5 ft.	3.75
5 to 6 ft.	5.50
6 to 8 ft.	7.00

J. sieboldiana (Japan Walnut) 50-60 ft.

Produces a copious quantity of edible fruit.

5 to 6 ft.	1.75
6 to 8 ft.	2.25
8 to 10 ft.	3.50
10 to 12 ft.	5.00

KOELREUTERIA

Koelreuteria paniculata (Goldenrain-tree, also called Varnish-tree) 25-30 ft. Enormous panicles of bright yellow flowers in July.

6 to 8 ft.	5.25
8 to 10 ft.	6.75

LIQUIDAMBAR

Liquidambar styraciflua (Sweetgum)

75-100 ft. Star-shaped leaves. Rich, brilliant autumn coloring.

5 to 6 ft. B&B	4.25
6 to 8 ft. B&B	6.50
8 to 10 ft. B&B	9.25
10 to 12 ft. B&B	14.00
12 to 14 ft. B&B	18.00

Larger sizes quoted on application.

LIRIODENDRON

Liriodendron tulipifera (Tuliptree)

100-150 ft. Broad leaves and adorned in spring with tulip-like flowers of green, orange and yellow.

6 to 8 ft.	3.50
8 to 10 ft. 1¼ to 1½ in. cal.	4.75
10 to 12 ft. 1½ to 1¾ in. cal.	7.00
12 to 14 ft. 1¾ to 2 in. cal.	8.50
2 to 2½ in. cal.	11.50
2½ to 3 in. cal.	17.00
3 to 3½ in. cal.	20.00
3½ to 4 in. cal.	30.00

MAGNOLIA

M. soulangeana (Saucer Magnolia)
15-18 ft. Gorgeous bloom in April and May, White flowers, purplish pink tinted.

	Each
15 to 18 in. B&B.....	2.00
18 to 24 in. B&B.....	2.75
2 to 3 ft. B&B.....	4.25
3 to 4 ft. B&B.....	5.75
4 to 5 ft. B&B.....	7.00
5 to 6 ft. B&B.....	10.50

M. soulangeana lennei (Lenne Magnolia)
15-18 ft. Rosy purple flowers in April and May.

15 to 18 in. B&B.....	2.00
18 to 24 in. B&B.....	2.75
2 to 2½ ft. B&B.....	4.25
3 to 4 ft. B&B.....	5.75
4 to 5 ft. B&B.....	7.00
5 to 6 ft. B&B.....	10.50

M. stellata (Star Magnolia) 10-12 ft.
Pure white semi-double flowers which appear before the leaves.

15 to 18 in. B&B.....	3.75
18 to 24 in. B&B.....	5.25
2 to 3 ft. B&B.....	7.50
3 to 4 ft. B&B.....	12.00

MALUS

Malus atrosanguinea (Carmine Crab)
12-15 ft. Single red flowers in early spring.

4 to 5 ft.....	3.75
5 to 6 ft.....	5.00
6 to 8 ft.....	7.50

M. floribunda (Japanese Flowering Crab)
10-15 ft. Light rose blossoms followed by yellowish green fruit.

4 to 5 ft.....	3.75
5 to 6 ft.....	5.00
6 to 7 ft.....	7.50
7 to 8 ft.....	9.00

M. niedzwetzkyana (Redvein Crab)
15-20 ft. Leaves are redveined, flowers are deep red and fruit is purplish red.

4 to 5 ft.....	3.75
5 to 6 ft.....	5.00
6 to 7 ft.....	7.50
7 to 8 ft.....	9.00
8 to 10 ft.....	11.50

M. parkmanni (Parkman Crab) 10-15 ft.
Double pink blooms and brownish red fruit. Slow grower.

	Each
4 to 5 ft.....	4.25
5 to 6 ft.....	5.75

M. sargentii (Sargent Crab) 10-15 ft.
Pure white flowers and wine-colored fruits.

4 to 5 ft.....	3.75
5 to 6 ft.....	5.00
6 to 7 ft.....	7.50
7 to 8 ft.....	9.00

M. scheideckeri (Scheidecker Crab)
12-15 ft. Double pink flowers and showy, yellow waxy fruits.

4 to 5 ft.....	3.75
5 to 6 ft.....	5.00
6 to 7 ft.....	7.50
7 to 8 ft.....	9.00
8 to 10 ft.....	13.50

M. spectabilis (Chinese Flowering Crab)
15-20 ft. Pale pink semi-double flowers.

4 to 5 ft.....	3.75
5 to 6 ft.....	5.00
6 to 7 ft.....	7.50
7 to 8 ft.....	9.00

NYSSA

Nyssa sylvatica (Sour Gum or Tupelo)
40-60 ft. Handsome brilliant red foliage in the fall.

4 to 5 ft. B&B.....	6.00
5 to 6 ft. B&B.....	7.50
6 to 8 ft. B&B.....	9.75

OXYDENDRUM

Oxydendrum arboreum (Sorrel Tree; Sourwood) 25-30 ft. White flowers in the summer, thick, shiny leaves, gray fruits and vivid scarlet leaves in autumn.

4 to 5 ft. B&B.....	4.75
5 to 6 ft. B&B.....	6.85
6 to 8 ft. B&B.....	10.25
8 to 10 ft. B&B.....	14.00
10 to 12 ft. B&B.....	17.00

PLATANUS—The Planetree

Platanus orientalis (European or Oriental Planetree) 70-80 ft. Rapid grower and one of the best all-around trees for street planting.

	Each
6 to 8 ft.....	3.00
8 to 10 ft.....	4.75
10 to 12 ft. 1½ to 1¾ in. cal.	6.25
10 to 12 ft. 1¾ to 2 in. cal.	8.00
12 to 14 ft. 2 to 2¼ in. cal.	11.00
2¼ to 2½ in. cal.	15.00
2½ to 3 in. cal.	20.00

Larger sizes quoted on application.

PRUNUS

The Flowering Plums and Cherries

Prunus bliriana (Ornamental Plum)

12-15 ft. Reddish-purple foliage; large double pink unusually fragrant flowers.

5 to 6 ft.....	3.50
----------------	------

P. cerasifera pissardi (Purpleleaf Plum)

12-15 ft. A small tree with pinkish white flowers and lustrous dark purple leaves.

5 to 6 ft.....	3.50
6 to 8 ft.....	4.75

P. cistena (Purpleleaf Sand Cherry)

15-20 ft. Upright growth. Foliage similar to pissardi.

5 to 6 ft.....	3.50
----------------	------

P. neport (Neport Plum) 10-15 ft.

Hardy upright grower, purple foliage with red tips.

5 to 6 ft.....	3.50
6 to 8 ft.....	4.75

FLOWERING CHERRIES

P. amanogawa 18-20 ft.

Double light pink, pyramidal growth.

4 to 5 ft. B&B	5.00
5 to 6 ft. B&B	7.00

P. Beni-Hagan (Spring Cherry) 18-20 ft. Single pink flowers.

6 to 8 ft. B&B	8.50
8 to 10 ft. B&B	10.00

P. Kwanzan 25-30 ft.

Large double deep pink flowers.

	Each
5 to 6 ft. B&B	7.00
6 to 8 ft. B&B	8.50

P. naden 25-30 ft.

Double deep pink.

4 to 5 ft. B&B	5.00
5 to 6 ft. B&B	7.00

P. Paul Wohlert 20-30 ft.

Semi-double deep pink, fragrant.

4 to 5 ft. B&B.....	5.00
5 to 6 ft. B&B.....	7.00

P. yedoensis (Yoshino Cherry) 40-50 ft.

Single pink flowers which become flushed with purple.

5 to 6 ft. B&B	7.00
6 to 8 ft. B&B.....	8.50

Heavy specimens prices on application.

P. subhirtella pendula (Weeping Flowering Cherry) 10-15 ft. Single pink, blooming in early spring.

5 to 6 ft. B&B 3 yr.	8.50
6 to 7 ft. B&B 4 yr.	12.00
6 to 7 ft. B&B 5 yr.....	15.00
8 to 10 ft. B&B 6 yr.	20.00

P. subhirtella pendula (Weeping Flowering Cherry) 10-15 ft. Double pink, blooming in early spring.

5 to 6 ft. B&B 3 yr.	8.50
5 to 6 ft. B&B 4 yr.	9.75
6 to 7 ft. B&B 4 yr.....	12.00

QUERCUS—The Oaks

Quercus coccinea (Scarlet Oak) 75-90 ft.

Brilliant scarlet in the fall.

5 to 6 ft.....	3.50
6 to 8 ft.....	4.35
8 to 10 ft. 1¼ to 1½ in. cal.	6.85
10 to 12 ft. 1½ to 1¾ in. cal.	10.60
12 to 14 ft. 1¾ to 2 in. cal.	12.00

Q. macrocarpa (Mossycup Oak) 75-90 ft.

Leaves are bright green, the numerous acorns are set in large fringed cups.

8 to 10 ft.....	6.50
-----------------	------

Each

10 to 12 ft.....	8.00
1½ to 2 in. cal.	9.25
2 to 2½ in. cal.	13.00
12 to 14 ft. 2½ to 3 in. cal.	17.50

Q. palustris (Pin Oak) 75-90 ft.

A tall vigorous growing tree, good autumn coloring.

5 to 6 ft.....	3.00
6 to 8 ft.....	4.25
8 to 10 ft. 1¼ to 1½ in. cal.	6.50
10 to 12 ft. 1½ to 1¾ in. cal.....	7.50
10 to 12 ft. 1¾ to 2 in. cal.....	9.75
12 to 14 ft. 2 to 2½ in. cal.....	12.00
12 to 14 ft. 2½ to 3 in. cal.....	15.00

Q. rubra (Common Red Oak) 75-90 ft.

Fast growing with rich autumn coloring.

5 to 6 ft.....	3.00
6 to 8 ft.....	4.75
8 to 10 ft. 1¼ to 1½ in. cal.....	6.00
10 to 12 ft. 1½ to 1¾ in. cal.....	8.00
10 to 12 ft. 1¾ to 2 in. cal.....	11.25
12 to 14 ft. 2 to 2½ in. cal.....	14.00
12 to 14 ft. 2½ to 3 in. cal.....	16.50
3 to 3½ in. cal.....	20.00
3½ to 4 in. cal.....	27.50

SALIX—Willow

Salix babylonica (Babylon Weeping Willow)

50-60 ft. Fast growing willow.

8 to 10 ft.....	4.50
10 to 12 ft.....	6.00
12 to 14 ft.....	8.50

S. blanda (Wisconsin Weeping Willow)

40-50 ft. Lacy whiplike branches drooping to the ground.

5 to 6 ft.....	2.75
6 to 8 ft.....	3.50
8 to 10 ft.....	5.00
10 to 12 ft.....	7.50

S. discolor (Pussy Willow) 25-30 ft.

Small grayish catkins appear in early spring.

8 to 10 ft.....	4.50
10 to 12 ft.....	7.00

SORBUS—The Mountain-Ash

Sorbus aucuparia (European Mountain-Ash)

25-30 ft. Produces scarlet berries from July to winter.

Each

4 to 5 ft.....	3.00
6 to 8 ft.....	4.25
8 to 10 ft.....	5.50
10 to 12 ft.....	7.00
12 to 14 ft.....	8.50

Larger sizes quoted on application.

TILIA—The Lindens

Tilia americana (American Linden) 75-90 ft.

Heart shaped foliage; greenish yellow flowers in June.

6 to 8 ft.....	2.75
8 to 10 ft. 1¼ to 1½ in. cal.	4.25
10 to 12 ft. 1½ to 1¾ in. cal.	6.75
10 to 12 ft. 1¾ to 2 in. cal.	7.50
12 to 14 ft. 2 to 2½ in. cal.	9.00
2¼ to 2½ in. cal.....	12.50
2½ to 2¾ in. cal.....	15.00

T. argentea tomentosa (Silver-leafed Linden)

40-60 ft. Dense-headed tree. Leaves green above; white beneath.

6 to 8 ft.....	5.50
----------------	------

T. cordata (ulmifolia) (Little leaf European Linden)

70-100 ft. Leaves are dark green. Ideal for street or lawn planting.

5 to 6 ft.....	3.50
6 to 8 ft.....	4.75
8 to 10 ft.....	6.25
10 to 12 ft.....	7.50
12 to 14 ft.....	9.00

ULMUS—The Elms

Ulmus americana (American Elm) 80-100 ft.

Great lofty arching branches. Fairly rapid grower.

5 to 6 ft.....	1.75
6 to 8 ft.....	3.00
8 to 10 ft.....	3.75

Each

8 to 10 ft. 1¼ to 1½ in. cal.	4.50
10 to 12 ft. 1½ to 1¾ in. cal.	5.25
10 to 12 ft. 1¾ to 2 in. cal.	6.50
12 to 14 ft. 2 to 2¼ in. cal.	7.75
12 to 14 ft. 2¼ to 2½ in. cal.	9.00
2½ to 3 in. cal.	12.00
3 to 3½ in. cal.	15.00

U. americana molini (Moline Elm)
80-100 ft. Light green shiny leaves,
with nearly parallel branches.

5 to 6 ft.	3.75
6 to 8 ft.	5.50
8 to 10 ft.	7.25

U. americana vaseyi (Vase-shaped American Elm) 80-100 ft. The majestic branches shape themselves into a huge vase.

4 to 5 ft.	2.50
5 to 6 ft.	3.75
6 to 8 ft.	5.50
12 to 14 ft. 2 to 2½ in. cal.	14.00
12 to 14 ft. 2½ to 3 in. cal.	17.50
12 to 14 ft. 3 to 3½ in. cal.	25.00

U. foliacea suberosa (Corkbark Elm)
50-60 ft. Pyramidal shaped, small leaves.

10 to 12 ft.	7.50
2¼ to 2½ in. cal.	8.75
2½ to 3 in. cal.	11.00
3 to 3½ in. cal.	14.50

U. pumila (Chinese Elm) 50-75 ft.
Forms a symmetrical head with small glabrous leaves.

6 to 8 ft.	4.25
8 to 10 ft. 1 to 1¼ in. cal.	6.75
14 to 16 ft. 2½ to 3 in. cal.	12.00

Larger sizes quoted on application
up to 5 to 6 in. caliper.

DECIDUOUS SHRUBS

ACANTHOPANAX

Acanthopanax pentaphyllum (Aralia pentaphylla) (Fiveleaf Aralia) 7-8 ft.
Graceful, arching spiny branches.

2 to 3 ft.95
3 to 4 ft.	1.50
4 to 5 ft.	1.90

ALTHEA—See Hibiscus

AMELANCHIER

Amelanchier canadensis (Downy Shadblow)
20-25 ft. Pure white flowers in early spring.

Each

6 to 8 ft.	4.00
8 to 10 ft.	5.75

AZALEAS—Deciduous Kinds

For Evergreen Azaleas—See Page 9.

Azalea arborescens (Sweet Azalea) 6-8 ft.
Large, white, fragrant flowers, flushed with pink in June.

18 to 24 in. B&B.	3.25
2 to 2½ ft. B&B.	4.75

A. calendulacea (Flame Azalea) 8-10 ft.
Orange to scarlet flowers in May. One of the most brilliant.

18 to 24 in. B&B.	3.75
2 to 2½ ft. B&B.	4.50
2½ to 3 ft. B&B.	6.50

A. mollis (Chinese Azalea) 4-6 ft.
Large showy flowers, dashed with shades of orange.

8 to 10 in. B&B.	2.50
10 to 12 in. B&B.	3.00
12 to 15 in. B&B.	3.75
15 to 18 in. B&B.	4.50
18 to 24 in. B&B.	5.75

A. nudiflora (Pinxterbloom) 6-8 ft.
Delicate pink flowers in the spring

15 to 18 in. B&B.	3.25
18 to 24 in. B&B.	3.75
2 to 2½ ft. B&B.	4.50
2½ to 3 ft. B&B.	6.00

A. vaseyi (Pinkshell Azalea) 6-8 ft.
Very beautiful in April and May when the clear pink flowers open.

18 to 24 in. B&B.	4.00
2 to 2½ ft. B&B.	5.75
2½ to 3 ft. B&B.	7.00

BERBERIS—Barberry

Berberis thunbergi (Japanese Barberry) 5-7 ft. Ideal hedge plant. Green foliage, red berries. Heavy plants.

	Each	Each	Each
		Per 10	Per 100
12 to 15 in.....	.50	.45	.40
15 to 18 in.....	.60	.55	.50
18 to 24 in.....	.70	.65	.60
2 to 2½ ft.....	.85	.80	.75

B. thunbergi atropurpurea (Redleaf Japanese Barberry) 5-6 ft. Needs sun to bring out the red of the leaves.

	Each	Each	Each
		Per 10	Per 100
10 to 12 in.....	.50	.45	.40
12 to 15 in.....	.60	.55	.50
15 to 18 in.....	.70	.65	.60
18 to 24 in.....	.80	.75	.70
2 to 3 ft.....	1.00	.95	.90
3 to 4 ft.....	1.50	1.40	—

B. thunbergi minor (Box Barberry) 3-4 ft. A dwarf compact form of Japanese Barberry.

	Each
12 to 15 in.....	.60
15 to 18 in.....	.80
18 to 24 in.....	1.00
2 to 2½ ft.....	1.25

BUDDLEIA

Buddleia Charming. 4 ft. Lavender-pink. Flowers all summer.

18 to 24 in.....	.85
2 to 3 ft.....	1.25
3 to 4 ft.....	1.75
4 to 5 ft.....	2.25

B. farquhari (Farquhar Butterflybush) 8-12 ft. Very delicate lavender-pink flower spikes with intense orange centers.

2 to 3 ft.....	.90
3 to 4 ft.....	1.25
4 to 5 ft.....	1.75
5 to 6 ft.....	2.25

B. Ile de France (Hybrid Butterflybush) 4-5 ft. Vivid rosy purple six inch flower spikes; fragrant, compact hardy.

2 to 3 ft.....	1.25
3 to 4 ft.....	1.75
4 to 5 ft.....	2.25
5 to 6 ft.....	2.75

CALLICARPA

Callicarpa purpurea (Chinese Beautyberry) 4-5 ft. Pink-tinted blossoms in August. Lilac-violet berries.

	Each
18 to 24 in.....	.90
2 to 3 ft.....	1.25
3 to 4 ft.....	1.75
4 to 5 ft.....	2.25
5 to 6 ft.....	2.75

CALYCANTHUS

Calycanthus floridus (Sweetshrub) 6-8 ft. Chocolate-colored blossoms. An old garden favorite.

2 to 3 ft.....	1.25
3 to 4 ft.....	1.75
4 to 5 ft.....	2.25

CORNUS—Dogwood

C. paniculata (Gray Dogwood) 10-12 ft. Numerous small, white flowers in May followed by white fruit on red stems.

5 to 6 ft.....	1.75
6 to 8 ft.....	2.25
8 to 10 ft.....	2.75

C. stolonifera (Red-osier Dogwood) 8-10 ft. Bright red twigs.

6 to 8 ft.....	2.75
----------------	------

CRATAEGUS—See page 14

CYDONIA

Cydonia japonica (Flowering Quince) 3-4 ft. Large, deep crimson and orange-red blossoms are produced in great masses as the rich glossy green leaves come out.

12 to 15 in.....	.85
15 to 18 in.....	1.00
18 to 24 in.....	1.40
2 to 3 ft.....	1.75
3 to 4 ft.....	2.25

C. japonica rubra (Red flowering Quince) 3-4 ft. Large, deep red blossoms are produced in great masses as the rich glossy green leaves come out.

18 to 24 in.....	1.50
2 to 3 ft.....	1.85
3 to 4 ft.....	2.35

DEUTZIA

Deutzia gracilis (Slender Deutzia) 3-4 ft. Pure white flowers in May.

10 to 12 in.....	.55
------------------	-----

	Each
12 to 15 in.....	.70
15 to 18 in.....	.95
18 to 24 in.....	1.25
2 to 3 ft.....	1.50

D. gracilis rosea (Rose Panicle Deutzia) 3-4 ft. Delightful pinkish flowers adorn this shrub.

12 to 15 in.....	.70
15 to 18 in.....	.95
18 to 24 in.....	1.25
2 to 3 ft.....	1.50

D. lemoinei (Lemoine Deutzia) 4-5 ft. Luxuriant white flowers in June.

12 to 18 in.....	.70
18 to 24 in.....	.95
2 to 3 ft.....	1.25
3 to 4 ft.....	1.50

D. scabra candidissima (Snowflake Deutzia) 8-10 ft. White flowers in June.

5 to 6 ft.....	1.85
6 to 8 ft.....	2.25

D. scabra crenata flore-pleno (Double Pink Deutzia) 6-8 ft. Double white, pink-tinged flowers in June and July.

18 to 24 in.....	.60
2 to 3 ft.....	.95
3 to 4 ft.....	1.25
4 to 5 ft.....	1.50
5 to 6 ft.....	2.00
6 to 8 ft.....	2.50

D. scabra Pride of Rochester (Pink Deutzia) 8-10 ft. Pink-tinged flowers in June.

18 to 24 in.....	.65
2 to 3 ft.....	.95
3 to 4 ft.....	1.25
4 to 5 ft.....	1.50
5 to 6 ft.....	2.00
6 to 8 ft.....	2.50

ENKIANTHUS

Enkianthus campanulatus (Redvein Enkianthus) 20-25 ft. Brilliant red foliage, in autumn; bears unusual bunches of red-veined white flowers.

18 to 24 in. B&B.....	3.00
2 to 2½ ft. B&B.....	4.25
2½ to 3 ft. B&B.....	5.50
3 to 4 ft. B&B.....	7.50
4 to 5 ft. B&B.....	8.75

EUONYMUS

Euonymus alatus (Winged Euonymus) 8-10 ft. Yellowish flowers followed by red berries.

	Each
15 to 18 in.....	.95
18 to 24 in.....	1.25
2 to 3 ft.....	1.60
3 to 4 ft.....	2.25

E. americanus (Brook Euonymus) 7-8 ft. An upright moisture loving shrub with pink flowers.

15 to 18 in.....	.50
18 to 24 in.....	.65
2 to 3 ft.....	.90
3 to 4 ft.....	1.50
4 to 5 ft.....	2.25
5 to 6 ft.....	2.75

E. yedoensis. Large shrub dense foliage, blooms in September, orange flowers.

15 to 18 in.....	.80
18 to 24 in.....	1.25
2 to 3 ft.....	1.50

FORSYTHIA

Forsythia intermedia (Border Forsythia) 6-9 ft. Bright yellow flowers in March or April before the leaves appear.

18 to 24 in.....	.70
2 to 3 ft.....	1.00
3 to 4 ft.....	1.25
4 to 5 ft.....	1.75
5 to 6 ft.....	2.00
6 to 8 ft.....	2.50

F. intermedia spectabilis (Showy Border Forsythia) 6-8 ft. Most profuse of all with large rich golden yellow flowers.

15 to 18 in.....	.60
18 to 24 in.....	.70
2 to 3 ft.....	1.00
3 to 4 ft.....	1.35
4 to 5 ft.....	1.75
5 to 6 ft.....	2.50

F. suspensa (Weeping Forsythia) 4-6 ft. Bright yellow flowers.

18 to 24 in.....	.70
2 to 3 ft.....	1.00
3 to 4 ft.....	1.35
4 to 5 ft.....	1.75
5 to 6 ft.....	2.50

F. suspensa fortunei (Fortune Forsythia) 6-8 ft. Deep yellow blossoms, rich foliage turning purplish in autumn.

	Each
18 to 24 in.....	.70
2 to 3 ft.....	1.00
3 to 4 ft.....	1.35
4 to 5 ft.....	1.75
5 to 6 ft.....	2.50

F. viridissima (Greenstem Forsythia) 7-8 ft. Thick, dark green leaves and yellow flowers.

2 to 3 ft.....	1.00
3 to 4 ft.....	1.35
4 to 5 ft.....	1.75
5 to 6 ft.....	2.50

HAMAMELIS

Hamamelis virginiana (Common Witch-hazel) 12-16 ft. Yellow, fringy flowers in October and November.

3 to 4 ft.....	1.50
4 to 5 ft.....	1.75
5 to 6 ft.....	2.00
6 to 8 ft.....	2.50

HIBISCUS—Althea

Hibiscus syriacus (Shrub-althea or Rose-of-Sharon) 10-12 ft. Tall growing shrubs. Handsome double flowers. Anemonaeflorus, Double pink. Assorted Colors; Double: Red, pink, white, purple.

18 to 24 in.....	.75
2 to 3 ft.....	1.00
3 to 4 ft.....	1.25
4 to 5 ft.....	1.75

HYDRANGEA

Hydrangea arborescens grandiflora (Hills of Snow Hydrangea) 4-5 ft. Snowwhite blossoms during July and August.

18 to 24 in.....	1.00
2 to 3 ft.....	1.25
3 to 4 ft.....	1.50

H. paniculata grandiflora (Peegee Hydrangea) 8-10 ft. White blooms in late summer and early fall which change to pink and red as the season advances.

12 to 18 in.....	.60
18 to 24 in.....	.75
2 to 3 ft.....	1.00
3 to 4 ft.....	1.50
4 to 5 ft.....	2.00

H. quercifolia (Oak leaf Hydrangea) Leaves resemble the foliage of the oak. Flowers unlike *Hydrangea Paniculata*, borne in large conical heads. Showy for brilliant autumn coloring.

	Each
12 to 15 in.....	1.20
15 to 18 in.....	1.50

HYPERICUM

Hypericum patulum henryi (Henry Hypericum) 3-4 ft. Yellow flowers.

18 to 24 in.....	.75
2 to 3 ft.....	1.00
3 to 4 ft.....	1.25

ILEX

Ilex verticillata (Winterberry) Shrub with spreading branches covered with bright red fruit in autumn.

15 to 18 in. B&B.....	1.25
18 to 24 in. B&B.....	1.75
2 to 3 ft. B&B.....	2.50

JASMINUM

Jasminum nudiflorum (Winter Jasmine) 4-5 ft. Bright yellow, tubular flowers in early spring.

12 to 15 in.....	.75
15 to 18 in.....	1.00
18 to 24 in.....	1.25

KOLKWTZIA

Kolkwitzia amabilis (Beautybush) 6-8 ft. Delicate pink flowers in June.

18 to 24 in.....	1.25
2 to 3 ft.....	1.50
3 to 4 ft.....	2.00

LESPEDEZA

Lespedeza formosa (Purple Bushclover) 6-7 ft. Reddish purple flowers in July and August.

2 to 3 ft.....	1.00
3 to 4 ft.....	1.25
4 to 5 ft.....	1.50
5 to 6 ft.....	1.75

L. formosa penduliflorum (Weeping Purple Bushclover) 4-5 ft. A handsome weeping form of the above.

2 to 3 ft.....	1.25
3 to 4 ft.....	1.50
4 to 5 ft.....	2.00

LIGUSTRUM—Privet

Ligustrum ibota (Ibota Privet) 8-10 ft. White, fragrant flowers and black berries.

Each Each Each
Per 10 Per 100

15 to 18 in.....	.35	.30	.27
18 to 24 in.....	.45	.40	.37
2 to 3 ft.....	.50	.45	.42
3 to 4 ft.....	.60	.55	—
4 to 5 ft.....	.75	—	—

L. ibota regelianum (Regel Privet) 4-6 ft. Blue-black berries.

	Each	Each	Each
	Per 10	Per 10	Per 100
12 to 18 in.....	.45	.40	.37
18 to 24 in.....	.70	.65	.62
2 to 2½ ft.....	.95	.90	—
2½ to 3 ft. hvy	1.10	1.00	—
3 to 4 ft. hvy	1.55	1.40	—

L. ovalifolium (California Privet) 10-15 ft. Glossy green foliage.

	Each	Each	Each
	Per 10	Per 10	Per 100
12 to 15 in.....	.20	.17	.15
15 to 18 in.....	.25	.22	.20
18 to 24 in.....	.30	.27	.25
2 to 3 ft.			
ex. heavy	.35	.32	.30
3 to 4 ft.			
ex. heavy	.45	.42	.40

L. ovalifolium variegatum (Golden California Privet) 8-10 ft. Variegated green and gold leaves.

	Each	Each
	Per 10	Per 10
15 to 18 in.....	.50	.40
18 to 24 in.....	.65	.55
2 to 3 ft.....	.80	.75
4 to 5 ft.....	.95	.90
5 to 6 ft.....	1.05	1.00

LONICERA—The Bush Honeysuckle

Lonicera fragrantissima (Winter Honeysuckle) 6-8 ft. Half-evergreen; tiny flowers in early spring.

	Each
18 to 24 in.....	.75
2 to 3 ft.....	1.00
3 to 4 ft.....	1.25
4 to 5 ft.....	1.65
5 to 6 ft.....	2.00
6 to 8 ft.....	2.50

L. maacki podocarpa (Late Honeysuckle) 9-12 ft. Small, fragrant, pinkish white flowers followed by bright red berries.

2 to 3 ft.....	1.00
3 to 4 ft.....	1.25
4 to 5 ft.....	1.65
5 to 6 ft.....	2.00

L. morrowi (Morrow Honeysuckle) 7-8 ft. Creamy white flowers; the red fruit remains until autumn.

18 to 24 in.....	1.00
2 to 3 ft.....	1.25
3 to 4 ft.....	1.65
4 to 5 ft.....	2.00

L. syringantha (Lilac Honeysuckle) 4-5 ft. Fragrant pale, rosy lilac flowers.

	Each
2 to 3 ft.....	1.65
3 to 4 ft.....	2.00

L. tatarica alba (White Tatarian Honeysuckle) 8-10 ft. Dainty white flowers and red berries.

18 to 24 in.....	1.00
2 to 3 ft.....	1.25
3 to 4 ft.....	1.65
4 to 5 ft.....	2.00
5 to 6 ft.....	2.50
6 to 8 ft.....	3.00

L. tatarica rosea (Rosy Tatarian Honeysuckle) 8-10 ft. Pink flowers followed by bright red fruit.

18 to 24 in.....	1.00
2 to 3 ft.....	1.25
3 to 4 ft.....	1.65
4 to 5 ft.....	2.00
5 to 6 ft.....	2.50
6 to 8 ft.....	3.00

L. tatarica siberica (rubra) (Red Tatarian Honeysuckle) 8-10 ft. Bright red flowers followed by bright red berries.

18 to 24 in.....	1.00
2 to 3 ft.....	1.25
3 to 4 ft.....	1.65
4 to 5 ft.....	2.00

MYRICA

Myrica carolinensis (Northern Bayberry) 4-10 ft. Grayish white fruit hangs on all winter.

2 to 3 ft.....	2.25
3 to 4 ft.....	3.00
4 to 5 ft.....	3.50
5 to 6 ft.....	4.25

PHILADELPHUS—The Mockorange

Philadelphus coronarius (Sweet Mockorange) 8-10 ft. Snow-white flowers in May and June.

18 to 24 in.....	.75
2 to 3 ft.....	1.00
3 to 4 ft.....	1.25
4 to 5 ft.....	1.65
5 to 6 ft.....	2.00
6 to 8 ft.....	2.50

P. grandiflorus (Big Scentless Mockorange) 8-10 ft. Grows rapidly, bears large white flowers in June.

	Each
4 to 5 ft.	1.65
5 to 6 ft.	2.00
6 to 8 ft.	2.50

P. lemoinei (Lemoine Mockorange) 6-8 ft. Pure white fragrant blossoms in June.

15 to 18 in.65
18 to 24 in.75
2 to 3 ft.	1.00
3 to 4 ft.	1.25

P. virginal (Virginal Mockorange) 7-8 ft. Large pure white flowers.

15 to 18 in.75
18 to 24 in.	1.00
2 to 3 ft.	1.50
3 to 4 ft.	2.00

PHOTINIA

Photinia villosa (Christmasberry) 12-15 ft. The glossy foliage turns brilliant red in autumn. White flowers in June followed by rich, scarlet berries.

6 to 8 ft. B&B	3.75
8 to 10 ft. B&B	4.50
10 to 12 ft. B&B	6.00
12 to 14 ft. B&B	8.50

PHYSOCARPUS

Physocarpus opulifolius (Common Ninebark) 9-10 ft. Wide spreading branches with bright green foliage and small white flowers in profuse clusters in June, followed by inflated pods which turn red in late summer.

6 to 8 ft.	2.00
-----------------	------

POTENTILLA

Potentilla fruticosa (Shrubby Cinquefoil) 3-4 ft. Single yellow flowers from June to September.

15 to 18 in.75
18 to 24 in.	1.00
2 to 3 ft.	1.50

PRUNUS

Prunus glandulosa (Pink Flowering Almond) 5-6 ft. Double-pink blossoms.

15 to 18 in.	1.00
18 to 24 in.	1.25
2 to 3 ft.	1.50

RHODOTYPOS

Rhodotypos kerrioides (Jetbead) 4-5 ft. Pure white flowers in May and June.

	Each
2 to 3 ft.	1.50
3 to 4 ft.	2.00
4 to 5 ft.	2.50
5 to 6 ft.	3.00

RHUS

Rhus cotinus (Common Smoketree or Purple Fringe) 12-15 ft. Pale purple blossoms in July.

4 to 5 ft.	2.50
5 to 6 ft.	3.00
6 to 8 ft.	3.75
8 to 10 ft.	4.50
10 to 12 ft.	6.75

SPIREA—The Spireas

Spirea Anthony Waterer (Anthony Waterer Spirea) 3-4 ft. Compact shrub, flat heads of deep pink flowers all summer.

15 to 18 in.75
18 to 24 in.	1.00
2 to 2½ ft.	1.25
2½ to 3 ft.	1.50

S. arguta (Garland Spirea) 4-6 ft. White flowers in early spring.

18 to 24 in.75
2 to 3 ft.	1.00
3 to 4 ft.	1.25
4 to 5 ft.	1.50
5 to 6 ft.	1.75

S. billiardi (rosea) (Pink Billiard Spirea) 4-6 ft. Bright pink fluffy flower spikes from July to October.

18 to 24 in.75
2 to 3 ft.	1.00
3 to 4 ft.	1.25
4 to 5 ft.	1.50
5 to 6 ft.	1.75

S. billiardi (alba) (White Billiard Spirea) 4-6 ft. White, fluffy flower spikes all summer.

3 to 4 ft.	1.25
4 to 5 ft.	1.50
5 to 6 ft.	1.75

S. fortunei (callosa rosea) (Fortune Spirea) 3-4 ft. Flowers deep pink in June and July.

2 to 3 ft.	1.00
3 to 4 ft.	1.25
4 to 5 ft.	1.50
5 to 6 ft.	1.75

S. japonica (*callosa alba*) (Japanese Spirea) 3-4 ft. White flowers in June and July.

	Each
10 to 12 in.....	.75
12 to 15 in.....	1.00
15 to 18 in.....	1.25
18 to 24 in.....	1.50
2 to 2½ ft.....	1.75

S. prunifolia (Bridalwreath) 7-8 ft. Brilliant orange in autumn. Tiny double flowers in the Spring.

18 to 24 in.....	1.00
2 to 3 ft.....	1.25
3 to 4 ft.....	1.50

S. thunbergi (Thunberg Spirea) 5-6 ft. Double pure white flowerlets in April and May.

18 to 24 in.....	.75
2 to 3 ft.....	1.00
3 to 4 ft.....	1.25
4 to 5 ft.....	1.50
5 to 6 ft.....	1.75

S. triocarpa (Korean Spirea) 5-6 ft. Large clusters of white flowers in June.

18 to 24 in.....	.75
2 to 3 ft.....	1.00
3 to 4 ft.....	1.25
4 to 5 ft.....	1.50
5 to 6 ft.....	1.75

S. vanhouttei (Vanhoutte Spirea) 6-9 ft. Luxurious foliage and white flowers.

18 to 24 in.....	.75
2 to 3 ft.....	1.25
3 to 4 ft.....	1.50

STEPHANANDRA

Stephanandra flexuosa (Cutleaf Stephanandra) 5-6 ft.

18 to 24 in.....	.75
2 to 3 ft.....	1.00
3 to 4 ft.....	1.25

STYRAX

Styrax japonica (Japanese Snowbell) 12-15 ft. Clusters of fragrant white flowers in June and July.

15 to 18 in.....	2.75
18 to 24 in.....	3.25
2 to 3 ft.....	3.75
3 to 4 ft.....	4.35

SYMPHORICARPOS

Symphoricarpos racemosus (Snowberry) 4-6 ft. Tiny pink flowers in June. Large white berries in autumn.

	Each
15 to 18 in.....	.60
18 to 24 in.....	.75
2 to 3 ft.....	1.00
3 to 4 ft.....	1.25

S. vulgaris (Coralberry) 4-5 ft. Greenish red flowers in summer and coral-red berries hang on all through the winter.

18 to 24 in.....	.75
2 to 3 ft.....	1.00
3 to 4 ft.....	1.25

SYRINGA—The Lilacs

S. persica (Persian Lilac) 8-10 ft. Broad panicles of pale lilac flowers in May and June.

18 to 24 in.....	.95
2 to 3 ft.....	1.25
3 to 4 ft.....	1.60
4 to 5 ft.....	2.25

S. villosa (Late Lilac) 7-8 ft. Pale pinkish lilac flowers in June.

2 to 3 ft.....	1.25
3 to 4 ft.....	1.60
4 to 5 ft.....	2.25
5 to 6 ft.....	2.75

S. vulgaris (Common Purple Lilac) 12-15 ft. Purple lilac flowers.

15 to 18 in.....	.60
18 to 24 in.....	.80
2 to 3 ft.....	1.25
3 to 4 ft.....	1.60
4 to 5 ft.....	2.00

S. vulgaris alba (Common White Lilac) 12-15 ft. White flowers, otherwise similar to the Common Purple Lilac.

12 to 18 in.....	.85
18 to 24 in.....	1.25
2 to 3 ft.....	1.60
3 to 4 ft.....	2.00

S. vulgaris **French Hybrids** (French Lilacs) 6-12 ft. These delightful shrubs have beauty of form and color; the panicles of flowers are larger than those of the Common Lilacs, and very fragrant; hardy and easily grown.

Alexander Humbolt. Purple.

Alphonse Lavalle. Double, Deep blue
 Belle de Nancy. Light violet-red, double
 Charles Joly. Double, light red-purple
 Charles the Tenth. Reddish purple, single
 Florent Stepman. Single, white
 Katherine Havemeyer. Double, purple
 Emil Lemoine. Rosy, double
 Michel Buchner. Pale pink, double.
 President Grevy. Blue-violet to soft pink,
 double.
 Princess Alexander. Single white, a
 favorite in America
 Rathmogensis. Single Red.
 Souv. de Ludwig Spaeth. Single dark
 crimson purple.
 William Robinson. Large double mauve-
 pink flowers.

The above varieties at following prices:

	Each
12 to 18 in.	1.00
18 to 24 in.	1.35
2 to 3 ft.	2.00
3 to 4 ft.	2.85
4 to 5 ft.	3.50

TAMARIX

Tamarix africana (African Tamarix) 12-14
 ft. Pink flowers in April and May.

3 to 4 ft.	1.75
4 to 5 ft.	2.25

VIBURNUM

Viburnum americanum (American Cran-
 berry) 9-12 ft. White flowers in June
 and gorgeous red berries in autumn and
 winter.

12 to 18 in.75
18 to 24 in.	1.00
2 to 3 ft.	1.25
3 to 4 ft.	1.50
4 to 5 ft.	1.75
5 to 6 ft.	2.50

V. carlesi (Fragrant Viburnum) 4-6 ft.
 Waxy, bluish pink flowers of exquisite
 fragrance.

15 to 18 in. B&B	2.25
18 to 24 in. B&B	3.00
2 to 2½ ft. B&B	3.50

V. dentatum (Arrowwood) 10-12 ft.
 Leaves richly red and purple in autumn.
 white flowers in May and June.

	Each
18 to 24 in.75
2 to 3 ft.	1.00
3 to 4 ft.	1.25
4 to 5 ft.	1.60
5 to 6 ft.	2.25

V. dilatatum (Linden Viburnum) 8-10 ft.
 Upright bushy shrub, pure white flowers
 May and June, Scarlet fruit in Autumn.

15 to 18 in.75
18 to 24 in.	1.00
2 to 2½ ft.	1.50

V. lantana (Wayfaring-tree) 15-18 ft.
 White flowers in May and June suc-
 ceeded by red fruit.

18 to 24 in.75
2 to 3 ft.	1.00
3 to 4 ft.	1.25
4 to 5 ft.	1.60

V. lentago (Nannyberry) 18-20 ft. White,
 fragrant flowers in May and June.

3 to 4 ft.	1.25
4 to 5 ft.	1.60
5 to 6 ft.	2.50

V. opulus (European Cranberrybush) 9-10
 ft. White flowers in May and June.
 Large clusters of red fruit.

12 to 18 in.60
18 to 24 in.85
2 to 3 ft.	1.25
3 to 4 ft.	1.50
4 to 5 ft.	1.75
5 to 6 ft.	2.00

V. opulus sterile (Common Snowball) 9-
 10 ft. Perfect balls of snowy white
 flowers.

12 to 18 in.60
18 to 24 in.85
2 to 3 ft.	1.25
3 to 4 ft.	1.50
4 to 5 ft.	1.75
5 to 6 ft.	2.00

V. sargentii (Sargent Cranberrybush) 10-
 12 ft. Similar to *V. americanum*. Fruit
 is pink, turning to blue black.

18 to 24 in.85
2 to 3 ft.	1.25
3 to 4 ft.	1.50

	Each
4 to 5 ft.....	1.75
5 to 6 ft.....	2.00

V. tomentosum plicatum (Japanese Snowball) 7-8 ft. Perfectly round balls of pure white blossoms in June.

18 to 24 in.....	1.00
2 to 3 ft.....	1.25
3 to 4 ft.....	1.60
4 to 5 ft.....	2.00

VITEX

Vitex agnus-castus (Lilac Chaste-tree) 4-5 ft. Fragrant lilac flowers which bloom in August and September.

2 to 3 ft.....	1.25
3 to 4 ft.....	1.50
4 to 5 ft.....	2.00
5 to 6 ft.....	2.50
6 to 8 ft.....	3.25

V. negundo incisa (Cutleaf Chaste-tree) 12-15 ft. Handsome shrub with long panicles of lilac-lavender flowers in late summer or early autumn.

3 to 4 ft.....	1.50
4 to 5 ft.....	2.00
5 to 6 ft.....	2.50
6 to 8 ft.....	3.25

WEIGELA

Weigela Eva Rathke (Redflowered Weigela) 5-6 ft. Dark crimson flowers from June to August.

12 to 18 in.....	.75
18 to 24 in.....	1.00
2 to 3 ft.....	1.25
3 to 4 ft.....	1.50

W. floribunda (Crimson Weigela) 6-8 ft. Brilliant crimson flowers in a background of deep foliage.

18 to 24 in.....	.75
2 to 3 ft.....	1.00
3 to 4 ft.....	1.25
4 to 5 ft.....	1.50
5 to 6 ft.....	2.00
6 to 8 ft.....	2.75

W. nana variegata (Dwarf Variegated Weigela) 4-6 ft. Dwarf, compact with pale pink flowers.

15 to 18 in.....	.75
18 to 24 in.....	1.00
2 to 3 ft.....	1.25
3 to 4 ft.....	1.75

W. rosea (Pink Weigela) 6-8 ft. Large bell-shaped, deep-rose colored blossoms appearing profusely in June.

	Each
18 to 24 in.....	.85
2 to 3 ft.....	1.25
3 to 4 ft.....	1.50
4 to 5 ft.....	1.75
5 to 6 ft.....	2.25

ROSES

HYBRID TEA ROSES

Dormant 2 yr. No. 1.....	1.25
Potted 2 yr. No. 1.....	1.75

FOR SPRING ONLY

Climbing varieties:

- Talisman
- Red Talisman
- Pauls Scarlet
- Mary Wallace
- Gen. Jacqueminot
- American Beauty

Two-tone:

- President Hoover
- Talisman
- Edith Nellie Perkins

White:

- Caledonia
- K. A. Victoria
- Konigan Louise

Yellow:

- Roslyn
- Souer Therese
- Sunburst
- Sunkist

Pink:

- Editor McFarland
- Pink Radiance
- Betty Uprichard
- Cynthia

Red:

- Essence
- Grenoble
- Syracuse
- Red Radiance
- Sensation
- Etoile de Hollande
- Rouge Mallerin
- E. G. Hill

MISCELLANEOUS ROSES and ROSE SPECIES

Late Fall when dormant

Hugonis (Golden Rose of China) 5-6 ft. Each
 3 to 4 ft. 1.00
 4 to 5 ft. 1.25

Max Graf (Pink)
 3 yr. No. 1 1.00

Rugosa (Rugosa Rose) 4-5 ft.
 18 to 24 in.80
 2 to 3 ft.95
 3 to 4 ft. 1.25

Wichuraiana (White)
 3 yr. No. 1 1.00

PAEOINA (Peonies) 3-4 ft.

Alexander Dumas. Brilliant pink, interspersed with salmon, and chamois.
 Each
 Early 1.00

Felix Crouse. Brilliant crimson.
 Midseason 1.25

Festiva Maxima. White, flecked crimson;
 Early 1.00

TRI-GEN

The all-purpose spray

A POSITIVE PLANT PROTECTION

This complete Rose Garden Spray Treatment—Tri-ogen—offers the first definite mildew and black spot control combined with an insecticide. It kills all insects, including the sucking and leaf-eating types. It remains on foliage, repelling subsequent attacks.

Tri-ogen also stimulates plant growth, resulting in fine foliage and luxuriant blooms.

In four sizes:

A. Small Kit (makes 16 quarts) \$1.60
 B. Medium Kit (makes 64 quarts).... 4.50
 C. Large Kit (makes 32 gallons)..... 6.50
 D. Estate Kit (makes 128 gallons).... 20.00

ANNUALS

We have fast grown to be a large producer of choice annual plants such as Petunias, Ageratum, Allysum, Asters, Heliotrope, Marigolds, Scarlet Sage, Snapdragon, Verbenas, Zinnia, etc. We take special care as to selection of the very choicest seed and employ the best methods of raising the plants in our Propagating and Greenhouse Departments. The plants that we offer are all strong, well-developed trans-

plants, conveniently sold either by the dozen or in flats of 100 plants to the flat. We also grow many of our plants in pots. These annual plants are ready for planting in the spring and we will be glad to quote you letter prices upon request.

VEGETABLE PLANTS

Each year we produce large quantities of the leading varieties of vegetable plants including Tomatoes, Cabbage, Peppers, Egg Plants, etc. Grown under the same care and conditions as our annuals, these vegetable plants are certain to produce a sure crop under normal growing conditions. Letter prices will be quoted upon request.

HARDY CLIMBING PLANTS and VINES

Ampelopsis tricuspidata veitchi (Japanese creeper or Boston Ivy) 40-50 ft.

Each
 2 yr. 1.00
 4 in. potted 1.25

BIGNONIA

Bignonia radicans (Trumpet creeper)
 30-50 ft.
 3 yr. No. 1 1.00

* CELASTRUS

Celastrus scandens (American Bittersweet)
 20-25 ft.
 3 yr. No. 1 1.25

CLEMATIS—Large Flowering Varieties 10-15 ft.

Henryi (Henry Clematis). Lovely large creamy white flowers in great quantities all summer. 5 inch pot plants.

Jackmanni (Jackman Clematis). Large very showy, rich purple flowers. 5 inch pot plants.

Mme. Edouard Andre. Splendid large, rosy, carmine flowers. 5 inch pot plants.

Each
 The above three varieties 1.25

C. **paniculata** (Sweet Autumn Clematis). 20-25 ft. Choicest and most satisfactory climbing, flowering plant. Small white, fragrant flowers in August and September.

3 yr. No. 1 1.00

HEDERA

Hedera coriacea (Korean Ivy) 4-6 ft.
 2¼ in. pots25

H. **helix** (English Ivy) 60-70 ft.
 2¼ in. pots25
 4 in. pots65

H. helix (Hahn's Self Branching) Hardy type.

Each
2¼ in. pots25

H. helix gracilis (miniature English Ivy) 60-70 ft.

2¼ in. pots25

LONICERA

Lonicera japonica halliana (Hall Japanese Honeysuckle) 20-25 ft. Blooms freely, large, fragrant white flowers turning to yellow.

3 yr.75

L. sempervirens (Trumpet Honeysuckle) 20-25 ft. High climbing vine with shiny foliage; scarlet or orange-red flowers.

3 yr. No. 1 1.00

WISTERIA

Wisteria sinensis (Blue or Purple Chinese Wisteria) 30-50 ft. Produces in early spring thousands of pendulous clusters delicate violet-blue blossoms. Rich perfume.

3 yr. No. 1 1.50

FRUIT TREES

APPLES

2 year apple trees, well branched.

11/16 to 1 inch 5 to 7 ft. 2.00

9/16 to 11/16 in. 5 to 6 ft. 1.75

1 year Apple Trees

2 to 3 ft. 1.25

3 to 4 ft. 1.50

4 to 5 ft. 1.60

SUMMER VARIETIES

Summer Rambo. Size medium. Last of August.

Yellow Transparent. Medium size. Earliest and best of early kinds. Late August.

AUTUMN VARIETIES

Maiden Blush. Large flat; pale yellow. Valuable for market. September and October.

McIntosh Red. Vigorous tree. Middle September.

Fall Rambo. Size medium. September and October.

Red Astrichan. Very sub-acid; red in color. August and September.

Smokehouse. Large yellow.

WINTER VARIETIES

Grimes Golden. Medium size. Keeps November to March.

Jonathan. Medium size. Can be kept until late winter.

Mammoth Black Twig. Flavor mild. Long keeper.

Red Delicious. Fruit large dark red, Tree vigorous. Good keeper, excellent shipper.

Red Rome Beauty. Excellent keeper.

Stayman's Winesap. Tree Vigorous, hardy. Fruit bright red—delicious. Fine keeper.

Winter Paradise. Large fruit, juicy and sweet.

Yellow Delicious. Very satisfactory. Yellow. Keeps November to March.

York Imperial. Fruit large. Quality very good.

CRAB APPLE

Hyslop. Deep crimson. Large, hardy, tree vigorous.

Martha Crab. Yellow striped. September.

APRICOT

Each

3 to 4 ft.

5/16 to 7/16 in. cal. 1.25

4 to 6 ft.

7/16 to 9/16 in. cal. 1.50

5 to 6 ft.

9/16 to 11/16 in. cal. 1.75

5 to 7 ft.

11/16 in. cal. and up 2.00

Early Golden. Small, roundish oval; hardy and productive; freestone.

CHERRIES

Sour Varieties

4 to 5 ft.

9/16 in. cal. to 11/16 in. cal. 2.00

4½ to 6 ft.

11/16 in. cal. and up 2.25

Early Richmond. Medium, dark red, June.

English Morello. Fruit large. Splendid for pies.

Large Montmorency. A large red cherry. About ten days later than Early Richmond.

Sweet Varieties

	Each
4 to 5 ft.	
9/16 in. to 11/16 in. cal.	2.25
4½ to 6 ft.	
11/16 in. cal. and up	2.50
Bing. Very large, dark brown, almost black, July.	
Black Tartarian. Very large, black juicy, rich. Late June.	
Governor Wood. Clear, light red. End of June.	
Lambert. One of the largest of all Cherries. Purple-red, rich, prolific.	
Napoleon Biggareau. Large, pale yellow. One red cheek. Sweet and productive. July.	
Windsor. Large, firm, dark red fruit, juicy July.	
Yellow Spanish. Vigorous growth, large pale yellow. Last of June.	

PEACHES

2 to 3 ft.	
About 5/16 in. cal.....	.85
2 to 3 ft.	
5/16 in. to 7/16 in. cal.....	1.25
3 to 4 ft.	
7/16 in. to 9/16 in. cal.	1.50
4 to 6 ft.	
9/16 in. to 11/16 in. cal.	1.75
11/16 in. cal. and up.....	2.00

Varieties

Belle of Georgia. Skin white with red cheek. Early August. Freestone.
Brackett. Orange-yellow skin. Yellow flesh; highly flavored. Last of August. Perfect freestone.
Crawford's Late. Large roundish oval, yellow. Freestone. Middle September.
Elberta. Large yellow. Freestone. August 25 to September 1.
Early Elberta. Ripens about a week earlier than Elberta.
Golden Jubilee. One of best quality peaches grown. Freestone. About August 25.
Hale Haven. A very fine and hardy peach. Freestone. Yellow flesh. August 25.
Red Skin. Cross between Hale and Elberta. Ripens slightly ahead of Elberta, fruit high colored, large and firm. Freestone.
Salway. Large, roundish; skin yellow. Freestone. September.
Shippers Late Red. Yellow reddish skin; flesh yellow. Follows Elberta. Freestone.
Sun High. A large red smooth peach, well colored all over. Freestone.

PEARS

2 and 3 year old Standard Budded Trees	Each
4½ to 6 ft.	
9/16 in. to 11/16 in. cal.....	1.75
5 to 6 ft.	
11/16 in. cal. and up	2.00

Varieties

Anjou (Buerre d' Anjou). A large, fine pear. October to January.
Bartlett. Large size. August and September.
Buerre Bose. A large russety pear with long neck. September and October.
Clapp's Favorite. Very large. August and September.
Duchesse d' Angouleme. Very large greenish yellow. October and November.
Flemish Beauty. Fruit large. September.
Kieffer. Fruit of fine size. October and November.
Seckel. Small rich, yellowish brown. September and October.
Sheldon. Large, yellow or greenish russet. Tree vigorous and productive. October.

PLUMS

4 to 5 ft.	
9/16 in. to 11/16 in. cal.	1.75
5 to 6 ft.	
11/16 in. cal. and up	2.00

Varieties

Abundance. One of the best of the Japan plums. August.
Bradshaw. European Plum. Tree vigorous. Middle of August.
Burbank. Tree round. Fruit round, excellent, cherry-red with lilac bloom. Mid June.
Fellenberg. This is the Italian Prune, juicy, delicious, fine for drying. September.
German Prune. Large dark blue. September.
Shropshire Damson. Medium dark purple. Highly esteemed for preserving. October.
Wickson. Large, heart-shaped, deep marooned red; September.

NUT TREES

PECANS

Hardy Northern. Hardy in the north and is most satisfactory: bears a rich abundance of highly flavored nuts.	Each
18 to 24 in.....	2.00
2 to 3 ft.....	3.00
3 to 4 ft.....	4.00
4 to 5 ft.....	5.00

**SMALL FRUITS
GRAPE VINES**

Prices of: Agawam, Catawba, Delaware, Moore's Early, Moore's Diamond, Niagara, Fredonia:

	Each
2 yr. No. 1	1.00

Prices on Concord:

2 yr. No. 190
-------------------	-----

Prices on Caco:

2 yr. No. 1	1.10
-------------------	------

BLACK or BLUE GRAPES

Concord. The Standard, reliable blue-black grape.

Fredonia. Early black, berry large and firm.

Moore's Early. Bunch large, berry large; sweet, juicy; vigorous.

RED or AMBER GRAPES

Agawam. Very large, with thick brownish red skin; sweet. Hardy, vigorous, ripens early.

Caco. A remarkable, outstanding new grape. Fruit very large in handsome complete bunches; red over amber.

Catawba. A good long-lived market variety; juicy, sweet, aromatic and rich. Late.

Delaware. Bunches and berries are small but compactly set, light red, with violet bloom; sugary and delicious; early.

WHITE GRAPES

Niagara. Bunch and berries large, yellowish white. Vigorous and productive.

BLACKBERRIES

	Each	Per 10
Strong No. 1 Rooted Cutting Plants25	2.00

Eldorado. Large black berries. Hardy and very productive.

RASPBERRIES

	Each
Cumberland (Black)25
Latham (Red)30
Newburgh. One of best largest red ..	.30
St. Regis Everbearing (Red).....	.35

STRAWBERRIES

Dip in water as soon as received, and bury roots in moist, shady ground until ready to set out; do not neglect. Spring delivery only.

Prices of Strawberry Plants

Standard Varieties:

Aroma, Big Joe, Fairfax, Dorsett, Klondyke, Premier, Senator Dunlap

	Per 25	Per 100
.....	1.50	4.00
Everbearing Varieties:		
Mastodon, Progressive ..	1.75	4.50

Varieties

All the following varieties are "perfect" and will bear even though planted without other varieties.

Aroma. Late; one of best varieties.

Big Joe. Late; ripens with Chesapeake.

Dorsett. Early, large bright red.

Fairfax. Ripens about same time as Premier. Very large fruit, bright red, good flavor and firm.

Klondyke. Berries uniform in shape and size, dark red.

Premier. Early to late; noted for its long fruiting season.

Senator Dunlap. Early midseason; reliable market berry.

Mastodon. The most extensively planted variety for everbearing strawberry plants.

Progressive. A wonderful everbearing strawberry that produces a heavy crop, good sized berries from spring to autumn; very prolific, vigorous.

ASPARAGUS

Washington Rust-proof varieties. Planted in great quantities for commercial use.

	Per 10	Per 100
2 yr. No. 1 Plants75	4.00

Paradise. Rust resistant. New variety considered superior to Washington.

2 yr. No. 1 Plants	1.00	5.00
--------------------------	------	------

HORSERADISH

	Each
2 yr. No. 1 Roots50

RHUBARB

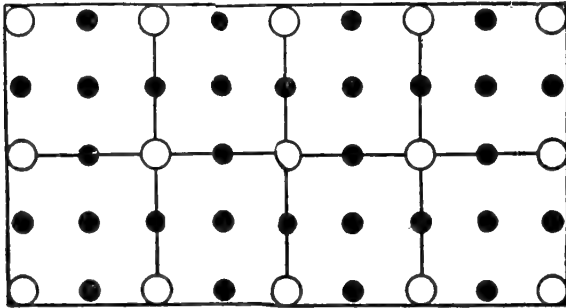
Myatts Linneaus. A garden favorite
Victoria. Good as ever.

No. 1 Plants.....	.50
-------------------	-----

Orchard and Small Fruit Planting Suggestions

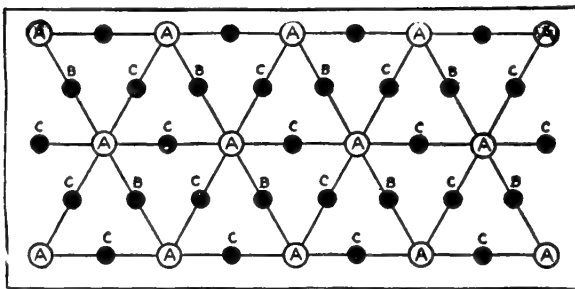
Apple orchards are usually planned in such a manner that the "permanent" trees are set at the proper distances required when they are fully grown and developed; "filler" trees are set between the permanents and can be removed as the permanent trees develop. Usually the filler trees are chosen for their compact growth and early fruiting habit, thus giving the orchardist an early income; the permanent varieties are usually chosen because of their larger, more spreading and later fruiting habits. All varieties of Peach trees make excellent fillers.

The following diagrams are ideal orchard plans:



SQUARE PLAN for Setting Orchard.

Open circle represents permanents, 40 feet apart; and dot fillers, 20 feet apart. The latter to be removed in twenty years. These are distances adopted by most planters.



TRIANGULAR PLAN for Setting Orchard.

A permanent set, 40 feet apart; C and B fillers, 20 feet apart. C fillers to be removed in fifteen years; B fillers to be removed in twenty-five years. These are distances adopted by most planters.

Suitable Distances for Planting

Varieties	Feet
Apples	30 to 40
Apricots	16 to 18
Asparagus, in beds	1 by 1½
Asparagus, in fields	1 by 4
Blackberries	3 to 5
Cherries, sour	15 to 18
Cherries, sweet	18 to 20
Currants	3 to 4
Dewberries	3 to 5
Gooseberries	3 to 4
Grapes	6 to 10
Horseradish	1 by 3
Mulberries	10 to 12
Nut Trees:	
Butternut	40 to 60
Filbert	15 to 20
Pecan	40 to 60
Walnut	40 to 60
Peaches	16 to 18
Pears	18 to 20
Plums	16 to 20
Quince	10 to 12
Raspberries	3 to 5
Rhubarb	2 by 4
Strawberries	1½ by 1½

Suggested Permanent Varieties

Maiden Blush	Tolman Sweet
Mammoth Black Twig	Winter Paradise
Rambo	York Imperial
Smokehouse	

Suggested Filler Varieties

Delicious	Wealthy
Grimes Golden	Winter Banana
Jonathan	Yellow Transparent
Stayman's Winesap	
All varieties of Peach Trees	

Approximate Time Required for Young Fruit Trees to Bear Fruit After Planting

Varieties	Years
Apples:	
Delicious	4
Grimes Golden	3
Hyslop Crab Apple	3
Jonathan	4
Maiden Blush	3
Mammoth Black Twig	5
Rambo	4
Smokehouse	4
Stayman's Winesap	5
Tolman Sweet	7
Wealthy	3
Winter Banana	4
Winter Paradise	7
Yellow Transparent	3
York Imperial	4
Cherries	
Sour Varieties	2
Sweet Varieties	7
Mulberries	3
Peaches	2
Pears (some varieties earlier)	5
Plums	2
Quince	2

Number of Trees or Plants to an Acre

The following table will show how many trees or plants are required for an acre if planted apart at the distances specified.

Feet Planted Apart	Number Required, Square Method	Number Required, Triangular Method
40	27	31
35	35	40
30	50	55
25	70	80
20	110	125
18	135	155
15	195	225
12	305	350
10	435	505
8	680	775
6	1,210	1,600
5	1,745	2,010
4	2,722	3,145
3	4,840	5,590
2	10,890	12,575
1	43,560	50,300

GENERAL INFORMATION

In our desire to make this book as valuable and interesting to you as possible, we have devoted the last few pages to information which, though brief, will no doubt merit the approval and appreciation of the plant lover. For any other planting information, consult us at any time without obligation. We have selected a few varieties at random from our catalogue and suggest suitable uses and situations for them.

PLANTS FOR SHADED SITUATIONS

DEDICUOUS TREES AND SHRUBS

Acanthopanax pentaphyllum
Amelanchier canadensis
Aronia arbutifolia
Aronia melanocarpa
Azalea nudiflora

Benzoin aestivale
Calycanthus floridus
Cephalanthus occidentalis
Cercis canadensis

Cornus in variety
Lonicera in variety
Philadelphus in variety
Symphoricarpos in variety
Viburnum in variety

EVERGREENS

Azaleas in variety
Buxus in variety
Ilex crenata
Ilex opaca
Juniperus virginiana
Kalmia latifolia
Leucothoe catesbaei

Mahonia aquifolium
Pachysandra terminalis
Pieris in variety
Rhododendron in variety
Taxus in variety
Tsuga canadensis
Vinca minor

VINES

Lonicera japonica halliana

PLANTS FOR COVERING AND BINDING SOIL ON STEEP BANKS

SHRUBS

Acanthopanax pentaphyllum
Berberis thunbergi

Forsythia suspensa
Lonicera tatarica

Rhus canadensis
Symphoricarpos in variety

VINES

Celastrus scandens

Lonicera japonica halliana

PLANTS FOR SPACES BETWEEN FLAGSTONE AND ROCK WALKS

Achilleatomentosa
Erinus
Euonymus radicans minimus

Nieremurgia rivularis
Phlox subulata in variety

Sedum rupestre
Sempervivum in variety
Tunica saxifraga

PLANTS FOR GROUND COVERS

FOR SHADY PLACES

Euonymus radicans in variety

Hedera helix and varieties
Pachysandra terminalis

Taxus baccata repandens
Vinca minor

FOR SUNNY PLACES

Euonymus radicans acutus
Juniperus chinensis sargentii

Juniperus communis depressa
Juniperus communis depressa plumosa

Juniperus horizontalis
Pachysandra terminalis
Juniperus sibirica tamariscifolia

BERRY-BEARING TREES AND SHRUBS

RED BERRIES

Aronia arbutifolia
Berberis thunbergi in variety
Celastrus scandens
Cornus florida in variety
Cotoneaster in variety
Crataegus in variety
Euonymus alatus

Euonymus europaeus
Euonymus atropurpureus
Euonymus radicans vegetus
Ilex opaca
Ilex verticillata
Lonicera morrowii
Lonicera tatarica

Photinia villosa
Pyracantha coccinea lalandii
Rhus canadensis
Sorbus aucuparia
Symphoricarpos vulgaris
Viburnum americanum
Viburnum opulus

WHITE BERRIES

Cornus stolonifera
Symphoricarpos racemosus

Myrica cerifera

Pachysandra terminalis

YELLOW BERRIES

Elaeagnus angustifolia

BLACK BERRIES

Amelanchier canadensis
Aronia melanocarpa
Berberis verruculosa

Ilex crenata
Ilex glabra
Ligustrum ibota regelianum

Rhodotypos kerrioides
Viburnum lantana

BLUE BERRIES

Ampelopsis heterophylla
Berberis pulianae

Callicarpa purpurea
Viburnum dentatum

Viburnum tomentosum plicatum
Viburnum lentago

PLANTS WITH DISTINCTIVE BARK

Betula alba (white)
Betula papyrifera (papyry white)
Cornus paniculata (gray)
Cornus stolonifera (deep red)
Euonymus alatus (corky, winged)
Fagus (gray)

Kerria japonica (green)
Laburnum vulgare (green)
Liquidambar styraciflua (corky, ridged)
Platanus orientalis (spotted creamy yellow)
Ulmus foliacea suberosa (corky, rugged)

PLANTS SUITABLE FOR HEDGES

EVERGREENS

TALL

Berberis julianae	Picea excelsa	Thuja occidentalis—tall varieties
Chamaecyparis pisifera in variety	Taxus media hicksi	Tsuga canadensis

Low

Abelia grandiflora	Chamaecyparis obtusa gracilis	Thuja occidentalis in dwarf varieties
Azalea amoena	Ilex crenata	Thuja orientalis aurea nana
Berberis verruculosa	Mahonia aquifolia	
Buxus in variety	Taxus cuspidata	

DECIDUOUS

TALL

Crataegus oxycantha	Ligustrum amurense	Photinia villosa
Hibiscus syriacus	Ligustrum ovalifolium	Syringa vulgaris

Low

Berberis thunbergi in variety	Ligustrum ovalifolium (trimmed)	Spirea Anthony Waterer
Cotoneaster divaricata	Ligustrum ibota regelianum	Spirea thunbergi
Cydonia japonica	Lonicera in variety (bush types)	Spirea vanhouttei
Deutzia gracilis	Philadelphus in variety	

VINES

FLOWERING

Clematis	Wisteria	Celastrus scandens	Clematis
Lonicera			

FOLIAGE

Ampelopsis	Hedera	SELF-CLIMBING (by roots)	
	Lonicera	Ampelopsis tricuspidata	Hedera
		Euonymus radicans	

Euonymus radicans in variety		SELF-CLINGING (tendrils or stalks)	
		Ampelopsis quinquefolia	Lonicera

Clematis	RAPID GROWTH	Polygonum auberti	Clematis	Wisteria
----------	--------------	-------------------	----------	----------

PLANTS FOR DRY SOIL

DECIDUOUS TREES

Acer saccharum	Myrica cerifera	Quercus rubra	Ulmus americana
	Quercus coccinea	Tilia vulgaris	

EVERGREENS

Juniperus chinensis sargentii	Juniperus sabina	Pinus montana mughus
Juniperus communis depressa pulmose	Juniperus virginiana	Pinus resinosa
Juniperus horizontalis	Mahonia aquifolium	Pinus strobus
	Pachysandra terminalis	Pinus sylvestris

DECIDUOUS SHRUBS

Acanthopanax pentaphyllum	Hypericum	Ligustrum ibota	Robinia hispida
Colutea arborescens	Lespedeza bicolor	Rhus canadensis	Spirea vanhouttei
Cornus paniculata			Viburnum lantana

PLANTS FOR WET OR MARSHY PLACES

DECIDUOUS TREES

Acer rubrum	Salix	Calycanthus floridus	Vaccinium corymbosum
Fraxinus americana	Ulmus americana	Cephalanthus occidentalis	Viburnum dentatum
Liquidambar styraciflua		Sorbaria sorbifolia	Viburnum lentago

DECIDUOUS SHRUBS—Continued.

EVERGREEN SHRUBS

Berberis julianae	Ilex opaca	Amorpha fruticosa	Aronia melanocarpa
Cotoneaster	Pyracantha coccinea lalandi	Aronia arbutifolia	Cornus stolonifera

DECIDUOUS SHRUBS

PLANTS FOR THE SEASHORE

TREES

Acer rubrum	Pinus montana mughus	Berberis thunbergi in variety	Rhodotypos kerrioides
Betula in variety	Pinus nigra	Calluna vulgaris in variety	Rhus canadensis
Crataegus coccinea	Pinus resinosa	Hydrangea in variety	Spirea in variety
Ilex opaca	Pinus sylvestris	Ilex verticillata	Symphoricarpos
Juniperus virginiana	Platanus orientalis	Ligustrum in variety	Tamarix
Liquidambar styraciflua	Quercus rubra	Lonicera in variety	Viburnum in variety
Picea pungens		Myrica cerifera	

SHRUBS

PLANTS FOR WINDBREAKS OR SHELTER

TALL

Abies	Picea in variety	Euonymus alatus	Philadelphus in variety
Fagus	Pinus in variety	Forsythia in variety	Spirea in variety
Juniperus virginiana in variety	Populus in variety	Hibiscus syriacus	Syringa in variety
		Ligustrum in variety	Viburnum in variety
Cornus in variety	Deutzia in variety	Lonicera in variety	Weigela in variety

Low—Continued

PLANTS FOR AUTUMN COLORING

TREES

- | | |
|--|--------------------------------------|
| Acer palmatum atropurpureum (red) | Cornus florida rubra (red to green) |
| Acer ruhrum (scarlett) | Crataegus in variety (orange to red) |
| Acer saccharum (yellow-red) | Liquidambar styraciflua (red) |
| Betula lutea (yellow) | Nyssa sylvatica (red) |
| Cercidiphyllum japonicum (yellow to crimson) | Oxydendrum arboreum (red) |
| Cladrastis lutea (yellow) | Quercus coccinea (scarlet) |
| Cornus florida (scarlet) | Quercus palustris (red) |
| | Ulmus americana (yellow) |

SHRUBS

- | | |
|---|-----------------------------------|
| Abelia grandiflora (bronze green) | Mahonia aquifolium (dark bronze) |
| Aronia arbutifolia (red) | Myrica cerifera (bronze) |
| Azaleas, evergreen types (bronze and red) | Photinia villosa (red) |
| Berberis thunbergii in variety (red and yellow) | Rhus canadensis (red) |
| Cotoneaster in variety (red) | Rhus cotinus (brown, red, yellow) |
| Enkianthus campanulatus (red) | Viburnum in variety (green) |
| Euonymus alatus (red) | |

VINES

- | | |
|-------------------------------|-----------------------------|
| Ampelopsis quinquefolia (red) | Clematis paniculata (green) |
| Lonicera halliana (green) | |



I N D E X

- | | | | | |
|---------------------|---------------------|---------------------|-----------------------|---------------------|
| Abelia, 9 | Cotoneaster, 10, 11 | Holly, 11 | Nannyberry, 26 | Sorbus, 18 |
| Abies, 3 | Cranberry, 26 | Hollygrape, 11 | Ninebark, 24 | Sorrel Tree, 16 |
| Acanthopanax, 19 | Crataegus, 14 | Honeysuckle, 23, 29 | Nut Trees, 30 | Sour Gum, 16 |
| Acer, 12, 13 | Cryptomeria, 4 | Honey Locust, 15 | Nyssa, 16 | Sourwood, 16 |
| Althea, 22 | Cydonia, 20 | Horseradish, 31 | | Spirea, 24, 25 |
| Amelanchier, 19 | Cypress, 3 | Hydrangea, 22 | Oak, 17, 18 | Spruce, 6 |
| Ampelopsis, 28 | | Hypericum, 22 | Oxydendrum, 16 | Spurge, 11, 12 |
| Amygdalus, 13 | Deciduous Trees, | | Orchard Planting | Stephanandra, 25 |
| Andromeda, 12 | 12-19 | Ilex, 11, 22 | Suggestions, 72 | Strawberry, 31 |
| Annals, 28 | Deciduous Shrubs, | Inkberry, 11 | | Styrax, 25 |
| Apples, 29 | 19-27 | Ivy, 28, 29 | | Sweetgum, 15 |
| Apricot, 29 | Deutzia, 20, 21 | | Pachysandra, 11, 12 | Sweetshrub, 20 |
| Arborvitae, 8, 9 | Diospyros, 14 | Japanese Flowering | Peach, 30 | Symphoricarpos, 25 |
| Arrowwood, 26 | Dogwood, 14, 20 | Cherries, 17 | Pear, 30 | Syringa, 25 |
| Ash, 15 | Douglas-fir, 7 | Japanese Holly, 11 | Pecan, 30 | |
| Asparagus, 31 | Elm, 18, 19 | Japanese Snowbell, | Peonies, 28 | Tamarix, 26 |
| Azalea, 9, 10, 19 | Enkianthus, 21 | 25 | Periwinkle, 12 | Taxus, 7, 8 |
| | Euonymus, 11, 21 | Jasmine, 22 | Persimmon, 14 | Thuja, 8, 9 |
| Barberry, 10, 20 | Evergreens, 3-9 | Jasminum, 22 | Philadelphus, 23, 24 | Tilia, 18 |
| Bay-berry, 23 | Evergreen Shrubs, | Jetbead, 24 | Photinia, 24 | Tri-ogen, 28 |
| Beautyberry, 18 | 9-12 | Judas Tree, 14 | Physocarpus, 24 | Trumpet creeper, 28 |
| Beautybush, 22 | | Juglans, 15 | Picea, 6 | Tsuga, 9 |
| Beech, 15 | Fagus, 15 | Juniperus, 4, 5, 6 | Pieris, 12 | Tuliptree, 15 |
| Berberis, 10, 20 | Fir, 3, 7 | | Pine, 6, 7 | |
| Betula, 13, 14 | Firethorn, 12 | Kalmia, 11 | Planetree, 17 | Ulmus, 18, 19 |
| Bigonia, 28 | Fiveleaf Aralia, 19 | Katsura-tree, 14 | Plum, 30 | |
| Birch, 13, 14 | Flowering Almond, | Kentucky Coffee- | Potentilla, 24 | Vegetables, 28 |
| Bittersweet, 28 | 24 | tree, 15 | Prunus, 17, 24 | Viburnum, 26, 27 |
| Blackberry, 31 | Flowering | Koelreuteria, 15 | Privet, 22, 23 | Vinca, 12 |
| Boxwood, 10 | Crab, 16 | Kolkwitzia, 22 | Pseudotsuga, 7 | Vitex, 27 |
| Buddleia, 20 | Cherry, 17 | | Pyracantha, 12 | |
| Bushclover, 22 | Plum, 17 | Lespedeza, 22 | Quercus, 17, 18 | |
| Butterflybush, 20 | Flowering Peach, 13 | Leucothoe, 11 | Raspberry, 31 | |
| Buxus, 10 | Flowering Quince, | Ligustrum, 22, 23 | Redbud, 14 | Walnut, Black, 15 |
| | 20 | Lilac, 25, 26 | Retinospora, 3, 4 | English, 15 |
| Callicarpa, 20 | Forsythia, 21, 22 | Linden, 18 | Rhododendron, 12 | Japan, 15 |
| Calycanthus, 20 | Fraxinus, 15 | Liquidambar, 15 | Rhodotypos, 24 | Wayfaring-tree, 26 |
| Cedar, 3, 5, 6 | Fringetree, 24 | Liriodendron, 15 | Rhubarb, 31 | Weigela, 27 |
| Cedrus, 3 | Fruit Planting, 32 | Lonicera, 23, 29 | Rhus, 24 | Willow, 18 |
| Celastrus, 28 | Fruit Trees, 29, 30 | | Rose-of-Sharon, 19 | Winterberry, 22 |
| Cercidiphyllum, 14 | Ginkgo, 15 | Magnolia, 16 | Roses, 27, 28 | Winter creeper, 11 |
| Cercis, 14 | Gleditsia, 15 | Mahonia, 11 | | Wisteria, 29 |
| Chamaecyparis, 3, 4 | Goldenrain-tree, 15 | Maidenhair tree, 15 | Salix, 18 | Witch-hazel, 22 |
| Chaste-tree, 27 | Grape Vines, 31 | Malus, 16 | Shadblow, 19 | Yellowwood, 14 |
| Cherry, 29, 30 | | Maple, 12, 13 | Silver Atlas Cedar, 3 | Yew, 7, 8 |
| Christmas-berry, 24 | Hamamelis, 22 | Mockorange, 23, 24 | Small Fruits, 31 | |
| Cinquefoil, 24 | Hawthorn, 14 | Mountain-ash, 18 | Smoketree, 24 | |
| Cladrastis, 14 | Hedera, 28, 29 | Mountain-laurel, 11 | Snowball, 26, 27 | |
| Clematis, 28 | Hemlock, 9 | Myrica, 23 | Snowberry, 25 | |
| Climbing Plants and | Hibiscus, 22 | | | |
| Vines, 28 | | | | |
| Coralberry, 25 | | | | |
| Cornus, 14, 20 | | | | |

...MEMORANDUM...

WESTMINSTER NURSERY

EVERGREENS
SHADE TREES
FRUIT TREES
ORNAMENTAL TREES
SHRUBS
CALIFORNIA PRIVET
ROSES

CURRANTS
JAPANESE BARBERRY
GRAPE VINES
BERRY PLANTS
ASPARAGUS
RHUBARB
ETC

EST. 1893

Large and complete stock of the finest quality at reasonable prices with prompt and satisfactory service. We have customers all over the United States who prefer our stock and fair business methods.

Visit the nursery and make your own selections. Write for catalogue. Telephone orders given prompt and careful attention.


Landscape gardening trade a specialty.

WESTMINSTER NURSERY

On the Lincoln Highway

WESTMINSTER MARYLAND

PHONE 222



Buy with confidence from a Nursery with over fifty-five years of growing experience. We shall do our very best to please you with quality stock and service.

